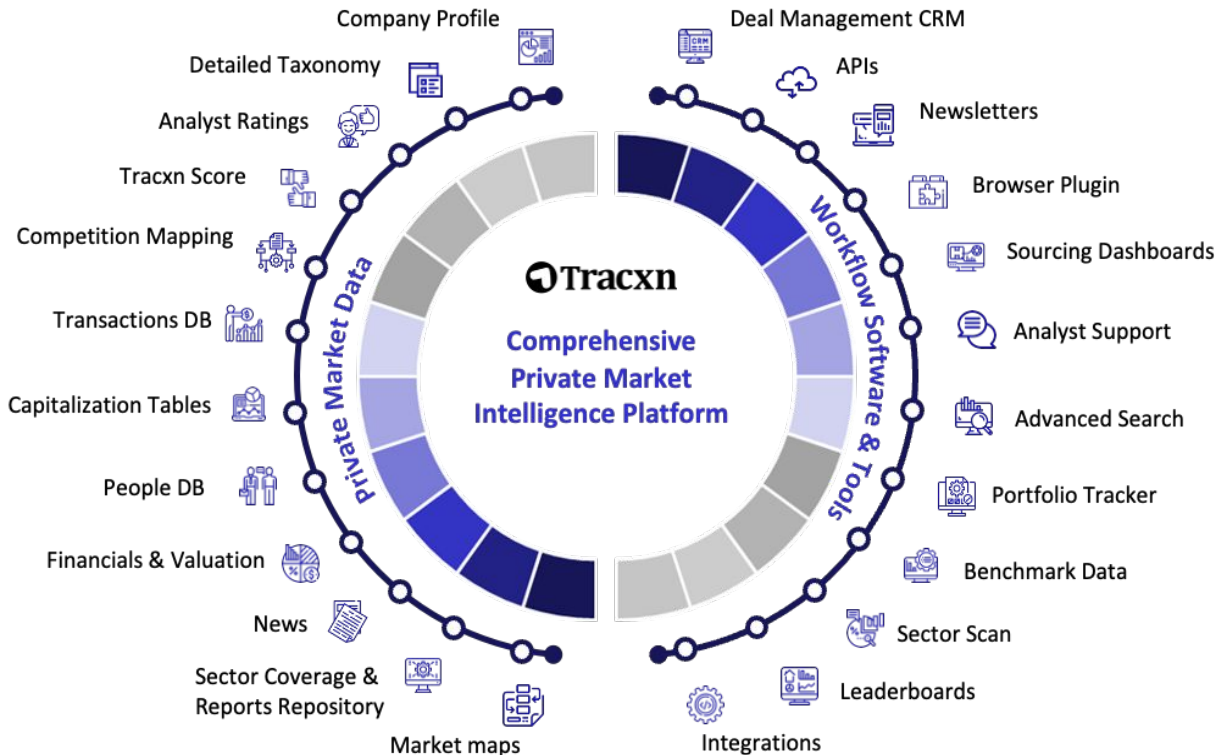


---

# Tracxn

**How Universities and Students Leverage Tracxn!**

# PRIVATE MARKET INTELLIGENCE PLATFORM



-Tracxn is one of the largest **Private Market Intelligence Platform** globally.

-We track information about private companies, startups and emerging technology sectors.

# How Universities & Students Leverage Tracxn

**Fostering Entrepreneurial Drive:** Empowering students with real-time market insights and trends to foster an entrepreneurial mindset. Providing access to comprehensive startup data, industry analysis, and success stories to inspire and guide aspiring entrepreneurs.

**Academic Research and Case Studies:** Facilitating academic research by offering a rich repository of data for students and faculty to conduct in-depth studies and analysis. Providing real-world case studies and industry-specific information for business schools to enhance classroom learning and B-school competitions.

**Investment & Finance Education:** Enabling students to follow, understand, and engage with the investment industry by providing comprehensive data on startups, venture capital funding, and private equity deals. Supporting finance-related courses and programs by offering real-time insights into market trends and investment opportunities.

**Global Startup Ecosystem Tracking:** Offering a holistic view of the startup ecosystem globally, allowing students and faculty to stay updated on emerging technologies, disruptive business models, and investment trends. Providing access to startup data from various geographies, sectors, and stages of funding.

**Career Services Enhancement:** Assisting students in their job search and internship opportunities by leveraging accurate and up-to-date data on companies, industries, and market trends. Enabling career counselors to provide personalized guidance and recommendations based on industry insights.

# Why Tracxn? USPs

## Sector-based coverage:

- The system is designed such that we're able to differentiate between companies like Airbnb & Hilton.
  - Even though both of them provide accommodation, we're able to prioritize companies new age companies based on their business model & build extensive coverage of new-age companies
- We cover **2.2M+ companies across 500+ sectors and 40K + taxonomies** operating across the globe.

## Comprehensive Competition Analysis:

- Because of our sector-based focus and **extensive coverage of new-age** companies, we're able to build an **unparalleled list of real-time comps** for every company that you are evaluating
  - For example, if you are evaluating a deal in EV charging, then you would want to see the other players in the market. Tracxn would always have the most exhaustive list of players compared to other platforms

## Sector trends:

- If you are trying to understand a new sector, there are many tools that are bundled into the same subscription
  - We have the **largest repository of reports** that will help you in your due diligence/market research processes.
  - You can get access to **Sector Wise / Geowise Newsletters** that are part of the subscription.

## Features for Universities

**Market Research**

**Funding Research**

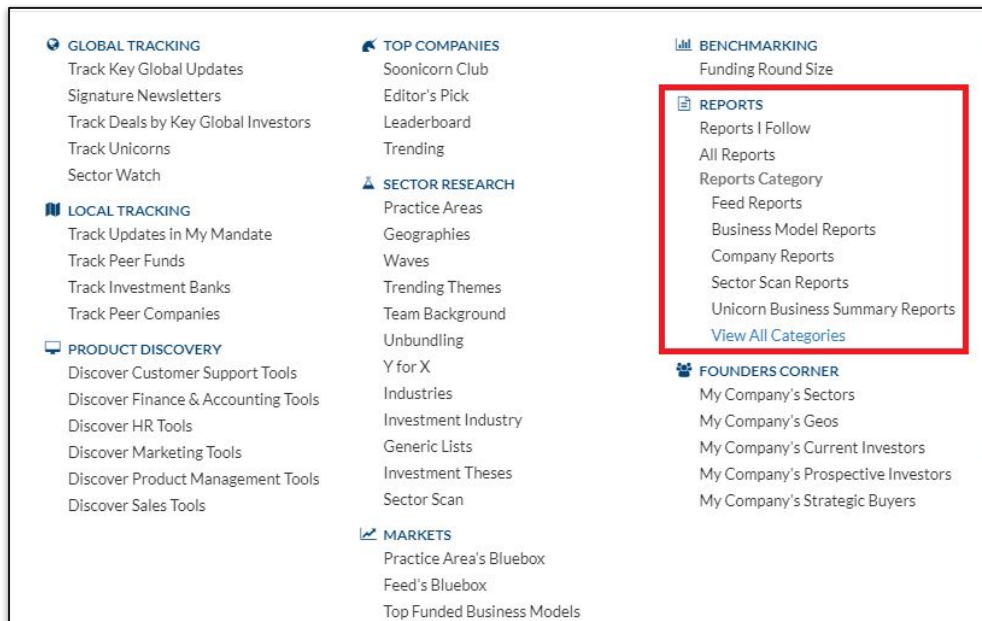
**Company Research**

**Competitor Analysis**

## Market Research

## Reports

- Tracxn's Reports are extensive landscapes describing the Investment/Entrepreneurial activities within the sectors that you track.
  - Reports show the Landscape (such as in Marketmaps), Entrepreneur Activity, Investment Trends, Top Companies, Active Investors, Exit Outlook, Unicorns and Key News.
  - Helps you stay on top of all the innovation across the globe



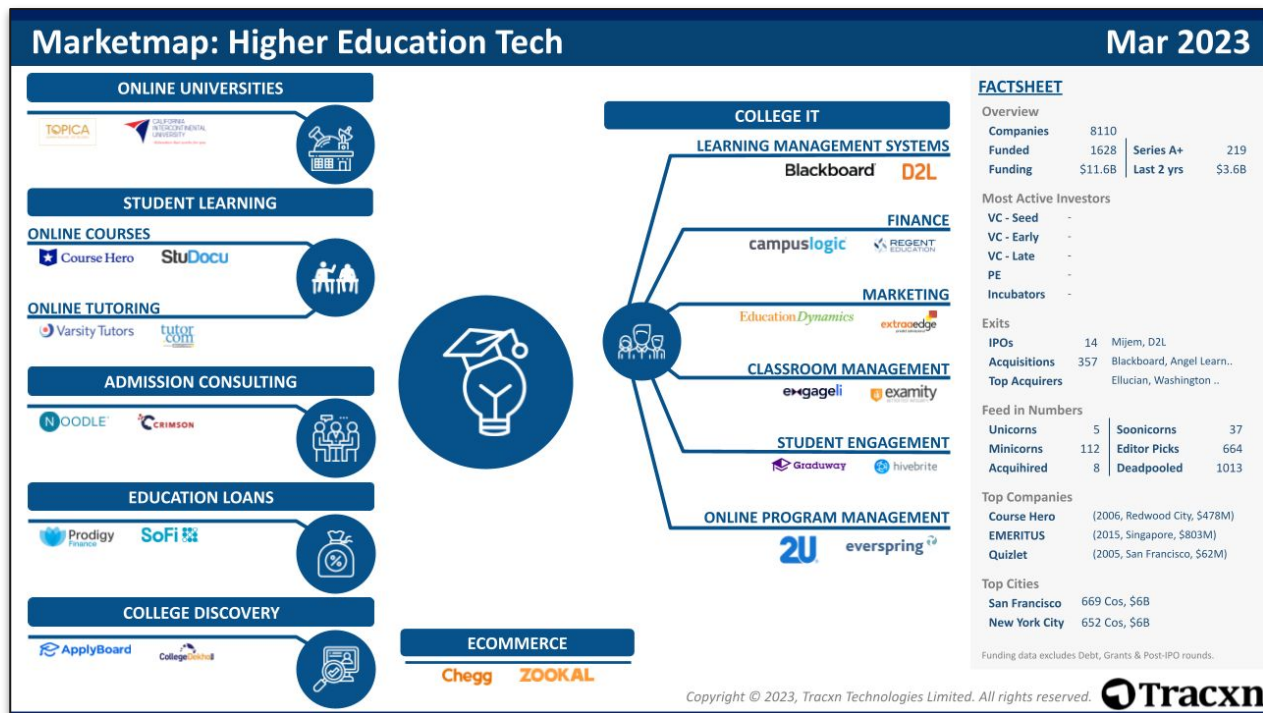
The screenshot displays a navigation menu with several categories. The 'REPORTS' category is highlighted with a red border. The categories and their sub-items are as follows:

- GLOBAL TRACKING**
  - Track Key Global Updates
  - Signature Newsletters
  - Track Deals by Key Global Investors
  - Track Unicorns
  - Sector Watch
- LOCAL TRACKING**
  - Track Updates in My Mandate
  - Track Peer Funds
  - Track Investment Banks
  - Track Peer Companies
- PRODUCT DISCOVERY**
  - Discover Customer Support Tools
  - Discover Finance & Accounting Tools
  - Discover HR Tools
  - Discover Marketing Tools
  - Discover Product Management Tools
  - Discover Sales Tools
- TOP COMPANIES**
  - Soonicorn Club
  - Editor's Pick
  - Leaderboard
  - Trending
- SECTOR RESEARCH**
  - Practice Areas
  - Geographies
  - Waves
  - Trending Themes
  - Team Background
  - Unbundling
  - Y for X
- MARKETS**
  - Practice Area's Bluebox
  - Feed's Bluebox
  - Top Funded Business Models
- BENCHMARKING**
  - Funding Round Size
- REPORTS** (highlighted)
  - Reports I Follow
  - All Reports
  - Reports Category
  - Feed Reports
  - Business Model Reports
  - Company Reports
  - Sector Scan Reports
  - Unicorn Business Summary Reports
  - [View All Categories](#)
- FOUNDERS CORNER**
  - My Company's Sectors
  - My Company's Geos
  - My Company's Current Investors
  - My Company's Prospective Investors
  - My Company's Strategic Buyers

## Market Research

## Marketmap/ Blue Box

- A Marketmap or a Blue Box is a visual overview of a feed. It shows how the major business models in a particular feed interact with each other on the basis of value chain or how the industry has evolved over the years.



## Market Research

## Taxonomy

- Taxonomies help you build an in-depth understanding of the various business models within a feed, and identify competitors and exact similars of the target company or any inbound lead.
  - The Taxonomy view lets you see both the feed landscape and details about business models, such as number of companies, funding activity in the last two years and major companies.

| Taxonomy (249) <a href="#">Expand All (+)</a> | Description  | #Cos. Tracked | #Funded Cos. | \$Invested in last 24 Months (Δ change) | Notable Companies |                  |                          | Other Details             |                                  |
|---|--|---------------|--------------|---|-------------------|------------------|--------------------------|---------------------------|----------------------------------|
| ➤ <b>New Age Universities</b>                 | Universities which use technology to improve learning outcome and in...    | 5             | 2            | \$ 63M (▲ +207%)                        | Sunstone          | Make School      | <a href="#">View All</a> | <a href="#">Investors</a> | <a href="#">Unicorns Created</a> |
| ➤ <b>Online Universities</b>                  | Institutions which provide higher education degrees in online mode         | 180           | 32           | \$ 55.2M (▲ +345%)                      | Penn Foster       | Topica           | <a href="#">View All</a> | <a href="#">Investors</a> | <a href="#">Unicorns Created</a> |
| ➤ <b>Admissions Support for Students</b>      | Companies providing admission assistance, college discovery and caree...   | 1,432         | 329          | \$ 2.44B (▲ +200%)                      | Leap Scholar      | CollegeDekho     | <a href="#">View All</a> | <a href="#">Investors</a> | <a href="#">Unicorns Created</a> |
| ➤ <b>B2C Learning Solutions</b>               | Online platforms which provide learning resources, online courses, tut...  | 2,039         | 188          | \$ 1.57B (▲ +492%)                      | Course Hero       | EMERITUS         | <a href="#">View All</a> | <a href="#">Investors</a> | <a href="#">Unicorns Created</a> |
| ➤ <b>B2B2C Learning Solutions</b>             | Learning Solutions such as online courses and activity-based services t... | 344           | 126          | \$ 155M (▲ +18%)                        | Labster           | Visible Body     | <a href="#">View All</a> | <a href="#">Investors</a> | <a href="#">Unicorns Created</a> |
| ➤ <b>College IT</b>                           | Companies that provide platforms to higher education institutions to m...  | 2,746         | 601          | \$ 680M (▼ -26%)                        | Instructure       | Blackboard       | <a href="#">View All</a> | <a href="#">Investors</a> | <a href="#">Unicorns Created</a> |
| ➤ <b>Tech for Teachers</b>                    | Companies providing educational resources, teaching tools, etc., to hig... | 432           | 120          | \$ 191M (▼ -71%)                        | Top Hat           | Mettl            | <a href="#">View All</a> | <a href="#">Investors</a> | <a href="#">Unicorns Created</a> |
| ➤ <b>Student Communities</b>                  | Online platforms which enable students to exchange knowledge with e...     | 443           | 100          | \$ 15.6M (▲ +176%)                      | Answers           | BlueLearn        | <a href="#">View All</a> | <a href="#">Investors</a> | <a href="#">Unicorns Created</a> |
| <b>Digital Yearbooks Publisher</b>            | Companies enabling users to digitally publish college yearbooks            | 3             | 1            |   | Yearbook Can...   | Fusion Yearbo... | <a href="#">View All</a> | <a href="#">Investors</a> | <a href="#">Unicorns Created</a> |
| <b>Digital Publisher</b>                      | Companies enabling users to digitally publish books and content            | 4             | 0            |   | Storyboard Th...  | Tennessee Book   | <a href="#">View All</a> | <a href="#">Investors</a> | <a href="#">Unicorns Created</a> |



## Market Research

## Top Funded BMs

- Top Funded Business Models view provides the top Business Models in a market based on the funding amount & number of rounds received by the Business Models.
  - Top Business Models can be sorted based on Number of rounds or Funding Amount or a combination of both. You can track the change in a BM ranking with respect to the previous equivalent time period
  - It viewed based on the activities in different time periods such as 3 months, 6 months, 1 Year, 2 Year and All Time. You also have an option to include non-equity funding rounds in the analysis.

Top Funded Business Models 500 results Filter Sort

Companies Covered **Market** Soonicorn Leaderboard Benchmarking Investments Acquisitions IPOs Reports Team Size Cap Tables Financials News

Top Funded Business Models Business Models with most Unicorns NEW

Ranking Based On Funding Amount  Consider Equity Funding Rounds Only In Last  3 months  6 months  1 Year  2 Years  All Time

| Rank | Top Funded Business Models   | Date from Mar 26, 2019 - Mar 26, 2021 |                 |                |                          |
|------|--|---------------------------------------|-----------------|----------------|--------------------------|
|      |  | #Funded Cos.                          | #Funding Rounds | Funding Amount | Notable Companies        |
| 1    | <p>Life Sciences Platforms and Tools &gt; Research Services</p> <p>All Time: #Cos. Tracked: 4,715   #Funded Cos: 1,493   Total Funding: \$38.9B   Marquee Cos: 242</p> <p>All Time Notable Cos: Indigo, Ancestry</p> <p>Companies that offer a portfolio of services or companies with integrated technology platforms that are offered exclusively as service to life science research companies.</p>     | 461                                   | 596             | \$12.3B        | Indigo, Human Longevity  |
| 2    | <p>Diversified Pharmaceuticals &gt; Drugs</p> <p>All Time: #Cos. Tracked: 1,548   #Funded Cos: 648   Total Funding: \$42.6B   Marquee Cos: 300</p> <p>All Time Notable Cos: Pfizer, Gilead</p> <p>Companies which conduct R&amp;D for developing and manufacturing proprietary drugs for the treatment of a range of diseases across therapeutic areas</p>   | 192                                   | 269             | \$11B          | Biocon, Alnylam          |
| 3    | <p>Genomics &gt; Applied Genomics &gt; Clinical Genomics &gt; Diagnostics &gt; Sequencing-based</p> <p>All Time: #Cos. Tracked: 1,039   #Funded Cos: 382   Total Funding: \$28.2B   Marquee Cos: 81</p> <p>All Time Notable Cos: Adaptive Biotechnologies, Guardant Health</p> <p>Companies developing and/or manufacturing molecular diagnostics tests or assays that qualitatively or quantitatively</p> | 148                                   | 206             | \$9.21B        | Guardant Health, Invitae |

## Market Research

## Tracking Boards






















- Tracking boards are designed to help you stay updated on the latest happenings in markets, investment industry and top companies of your interest.
  - You can track the entity of your choice by using a wide range of tracking boards

|              | Global Tracking   | Local Tracking  |
|--------------|---|---|
| Markets      | <a href="#">Track Key Global Updates</a> , <a href="#">Sector Watch</a> | <a href="#">Track Updates in My Mandate</a>                               |
| Funds        | <a href="#">Track Deals by Key Global Investors</a>                     | <a href="#">Track Peer Funds</a> , <a href="#">Track Investment Banks</a> |
| Top Startups | <a href="#">Track Unicorns</a>  | <a href="#">Track Peer Companies</a>                                      |

## Funding Research

## All Funding Rounds

- All Funding Rounds help you track all the investments in a given sector real-time with the Date of funding, Founded year, Location, Round name & Investors.

| 874<br>Funding Rounds |   | \$4.75B<br>Total Funding |                | \$6.67M<br>Avg. Round Size |                    |                                  |                           |
|-----------------------|---|--------------------------|----------------|----------------------------|--------------------|----------------------------------|---------------------------|
| Date                  | Company   | Founded Year             | Location       | Round Name                 | Round Amount (USD) | Round Post-Money Valuation (USD) | Investors                 |
| Feb 14, 2023          |  NewsWhip   | 2011                     | Ireland        | Series B                   | 13M                | -                                | AshGrove Capital          |
| Feb 04, 2023          |  Woomio     | 2013                     | Denmark        | Series A                   | 5.05M              | -                                | Vendep Capital [+1]       |
| Jan 05, 2023          |  Ripjar     | 2012                     | United Kingdom | Series C                   | Undisclosed        | -                                | Dow Jones                 |
| Dec 06, 2022          |  Opendorse  | 2013                     | United States  | Series B                   | 20M                | -                                | Advantage Capital [+4]    |
| Nov 02, 2022          |  Contentoo  | 2015                     | Netherlands    | Series A                   | 4.95M              | -                                | Perry Oostdam [+1]        |
| Oct 18, 2022          |  Partipost  | 2016                     | Singapore      | Series B                   | 7M                 | -                                | IGlobe Partners [+4]      |
| Oct 12, 2022          |  Metricool  | 2015                     | Spain          | Series A                   | 4.86M              | -                                | Axon Partners Group       |
| Sep 30, 2022          |  QuickMetrix   | 2015                     | India          | Angel                      | 30.6K              | 3.07M                            | Vijosh Ammayath           |
| Sep 14, 2022          |  Prezly     | 2010                     | Belgium        | Series A                   | 6.07M              | -                                | The Cronos Group [+1]     |
| Sep 07, 2022          |  Muck Rack  | 2009                     | United States  | Series A                   | 180M               | -                                | Susquehanna Growth Equity |
| Aug 22, 2022          |  Opendorse  | 2013                     | United States  | Series B                   | 15M                | -                                | -                         |










## Funding Research

## Active Investors

- Find the most active investors using different filters:
  - Investor specific filters like Investor Location
  - Investment specific filters like Investment Sector
  - Investment Round filters like Round Name

Explore Databases

Investors > All 58,796 results Filter Sort - Participation Score

| # | Participation Score | Investor Name   | Investor Location | Investor Type          | Investor Feed(s)                                 | Funding Rounds Participated | Overall Investor Score |
|---|---------------------|---|-------------------|------------------------|--|-----------------------------|------------------------|
| 1 | 1000.0              |  Y Combinator              | Mountain View     | Institutional Investor | Accelerators & Incubators, Venture Capital Funds | 4,208                       | 64                     |
| 2 | 737.4               |  Techstars                 | Boulder           | Institutional Investor | Accelerators & Incubators                        | 2,026                       | 78                     |
| 3 | 682.9               |  Sequoia Capital           | Menlo Park [+8]   | Institutional Investor | Venture Capital Funds                            | 2,793                       | 81                     |
| 4 | 613.9               |  Plug and Play Tech Center | Sunnyvale         | Institutional Investor | Accelerators & Incubators                        | 680                         | 79                     |
| 5 | 571.2               |  MassChallenge             | Boston            | Institutional Investor | Accelerators & Incubators, Social Impact Funds   | 1,177                       | 76                     |
| 6 | 499.7               |  500 Global                | San Francisco     | Institutional Investor | Venture Capital Funds, Accelerators & Incubators | 1,749                       | 65                     |
| 7 | 442.4               |  Accel                     | Palo Alto [+3]    | Institutional Investor | Venture Capital Funds                            | 1,854                       | 81                     |
| 8 | 432.1               |  New Enterprise Associates | Menlo Park [+5]   | Institutional Investor | Venture Capital Funds                            | 1,774                       | 82                     |
| 9 | 274.1               |  Kleiner Perkins         | Menlo Park [+1]   | Institutional Investor | Venture Capital Funds                            | 1,072                       | 82                     |

## Funding Research

## Investor Database

- Use the Investors View to find out top investors in any Sector and Geo. Find investors using different filters:
  - Investor specific filters like Investor Location
  - Investment specific filters like Investment Sector
  - Investment Round filters like Round Name

The screenshot displays the 'Investor Database' filter interface. On the left, a 'FILTER' sidebar contains a search box for filter names and a 'Collapse All' button. Below this, filters are organized into sections: 'INVESTOR SECTOR' (with sub-filters like Investor Practice Area, Investor Type (Feed Name), Investor Business Model, and Investor Special Flags), 'INVESTOR LOCATION' (with sub-filters like Investor Country, Investor State, and Investor City), 'INVESTOR DETAILS' (with sub-filters like Investor Name, Investor Stage, Investor Soonicorn Club Flag, Investor Founded Year, and Investor Total Funding), and 'INVESTMENT ROUND DETAIL...' (with sub-filters like Round Name). The main area on the right is titled 'Investor Type (Feed Name)' and features two tabs: 'Institutional Investor' (selected) and 'Corporate Investor'. A search box is present above a list of checkboxes for various investor types: Venture Capital Funds, Private Equity Funds, Accelerators & Incubators, Social Impact Funds, Single Family Offices, Private Debt Funds, and Angel Networks.

## Funding Research

## Next Round Investors

- Next Round Investors feature helps you find potential investors for your incubation programs:
  - Sector/ Stage/ Geo focused Local Investors
  - Sector/ Stage/ Geo focussed Global Investors
  - Further categorized as VCs, PEs, Corporate, Private Debt Funds & Others
  - Ranked based on the number of investments in similar stages, sectors, and Geography

The screenshot displays the Tracxn profile for Kayothera, a company described as the "Developer of enzyme therapy for cancer treatment". The profile includes a logo, social media links, and a team size of 1. Key metrics are listed below the header:

|         |                           |               |               |                       |
|---------|---------------------------|---------------|---------------|-----------------------|
| Founded | Location                  | Total Funding | Company Stage | Rank                  |
| 2019    | Princeton (United States) | \$8M          | Series A      | 79 of 340 competitors |

Below the metrics, there are action buttons: Bookmark, Compare, Download, Connect, CRM, CRMs, My Notes, and Suggest Edits. A notification indicates "SC viewed 3 days ago" and a button for "Founder? Claim Profile" is present.

The "Key Metrics" section is visible, with a table of data:

|                   |  |                                |   |
|-------------------|--|--------------------------------|---|
| Company Stage     | Series A   | Website                        | kayothera.com   |
| Twitter Followers | 47 as on Feb 08, 2023  | Last Funding Round             | \$8M, Series A, Mar 16, 2022                                    |
| First Covered On  | Nov 21, 2019   | # News Mentions in last 1 year | 1 View  |
| Investors (5)     | Accelerator Life Science Partners, New Jersey Health Foundation & more | Similar Cos. - Global (339)    | Advanced Accelerator Applications, Obsidian Therapeutics & more |

A red box highlights the "Probable Next Round Investors" link in the "Company Stage" row of the Key Metrics table. A "DOWNLOAD COMPANY DATA" button is also visible in the top right of the Key Metrics section.

- Sourcing boards are designed to help you discover new companies as per your investment research.

1. Markets:

- [Sourcing by Wide Scan](#)
- [Sourcing by Sectors](#)
- [Sourcing by Trending Themes](#)
- [Sourcing by Waves](#)
- [Covid-19](#)

2. Investors: [Sourcing by Following Investors](#)

3. People: [Sourcing by Team](#)

4. Metrics: [Sourcing by Signals](#)

## Company Research

## Filters

- Source using 50+ filters that can help you shortlist the exact set of companies
  - Filter by country, stage, practice area, editor's rating, founded year, total funding, and many more...

The screenshot displays the Tracxn interface. On the left, a table lists companies with columns for description, Funding (USD), Location, and Founded Year. On the right, a 'FILTER' sidebar is open, showing a search bar and a list of filter categories and options.

|                                       | Funding (USD) | Location       | Founded Year |
|---------------------------------------|---------------|----------------|--------------|
| ...roviding online learning resources | 478M          | Redwood City   | 2006         |
| ...tutoring solutions for students    | 803M          | Singapore      | 2015         |
| ...learning tools and flashcards for  | 62M           | San Francisco  | 2005         |
| ...dmission and scholarships          | 152M          | Bengaluru      | 2020         |
| ...arning management system           | 89.4M         | Salt Lake City | 2008         |
| ...                                   | 200M          | Toronto        | 2009         |
| ...nship, book rental and related     | 208M          | Santa Clara    | 2005         |

**FILTER** [Switch to Advanced](#)

Search for a Filter Name

[Collapse All](#)

**COMPANY DETAILS**

- Tracxn Score
- Company Name
- Company Current Stage
- Founded Year
- First Added Date
- Latest Post-Money Valuation
- Team Background
- Number of open job positions (last 30 days)
- Part Of
- Domain Extension
- Date Added
- Company Keyword
- Associated Legal Entity
- Competitors Of
- Board Members and Nominees
- Similar Companies
- Has Key People Email
- People Email
- Deadpooled Marked Date

**COMPANY LOCATION**

- Country



## Competitor Analysis

## Benchmarking

- A company can be considered to be a competitor of another company if both of them are competing for the same wallet share.
  - On our platform, Competitors of a company are derived based on the Business model(s) it operates in.
  - Our analyst team looks at each business model (taxonomy node) and based on its target market defines which other business models it competes with.
  - The underlying companies in all these competing business models become competitors of each other based on the geographies they serve.



## Competitor Analysis

## Company Report

➤ Tracxn's Company report helps to deep dive into any company for your analysis

○ This report provides all the major details:

- Financials
- Major Competitors
- Sector Landscape
- Key People among others

**wefox**  
Insurance policy management platform

2014 Founded | Berlin Location | \$269M Funding

Company Stage: **Series B**  
Last Round: \$110M | Dec 2019

**Markets**  
• Internet First Insurance Platforms > Consumer Insurance Management > Policy Management > Individuals

**Founding Team**

- Jonathan Seoane, Co-Founder & COO (EMPAHA, ex-DeinDeat, everis, UPC 2012)
- Teodoro Martino, Co-Founder (BrokerCenterZurichsw, ex-AXA)
- Tasos Chatzimichailidis, CEO (Ex-QBE Insurance, Allianz Australia, John Hancock Financial Services, Purdue University 1984)
- Fabian Wesermann, Co-Founder & CFO (Habitual, Founder EMPAHA, ex-Deutsche Bank, University of Passau BSc 2008, University of St. Gallen)

**Social Stats**  
App Downloads: - | Twitter Followers: 1.7K  
App Rating: 3.7 | Press Mentions: 39

**Investors**  
Early Stage: Idinvest Partners, Seedcamp +11 other investors  
+3 other founders

### Funding raised by Competitors (1/2)

List of all Funding Rounds Raised by Competitors of wefox

| Early Stage  | Early Stage  | Early Stage  |
|--|--|--|
| <b>\$125M - Series B</b> Mar 2019<br><b>wefox</b> (2014, Berlin, \$269M)<br>Insurance policy management platform<br>Mubadala, CreditEase   | <b>\$15.7M - Series B</b> Oct 2015<br><b>Knip</b> (2013, Zurich, \$18.3M)<br>Insurance management and comparison platform<br>Route 66 Ventures, QED Investors, Redalpine, Creathor Venture, Finch Capital  | <b>\$2.8M - Series B</b> Aug 2016<br><b>Knip</b> (2013, Zurich, \$18.3M)<br>Insurance management and comparison platform<br>Finch Capital, Route 66 Ventures, Creathor Venture, QED Investors, Pascal Mathis |
| <b>\$110M - Series B</b> Dec 2019<br><b>wefox</b> (2014, Berlin, \$269M)<br>Insurance policy management platform<br>OMERS Ventures, Merian Global Investors, Samsung Catalyst, Mundi Ventures  | <b>\$14.7M - Series A</b> Aug 2016<br><b>Clark</b> (2015, Frankfurt Am Main, \$45.0M)<br>Insurance management platform<br>FinLeap, Yabeo, German Media Pool, HitFox Group, TA Ventures, Tenderloin Ventures, Seven Ventures, Axel Springer SE, Kulczyk Investments | <b>\$2.6M - Series A</b> Aug 2014<br><b>Knip</b> (2013, Zurich, \$18.3M)<br>Insurance management and comparison platform<br>Redalpine, Finch Capital   |
| <b>\$29.0M - Series B</b> Apr 2018<br><b>Clark</b> (2015, Frankfurt Am Main, \$45.0M)<br>Insurance management platform<br>Portag3 Ventures, White Star Capital, Power financial, IGM Financial | <b>\$5.5M - Series A</b> Jan 2016<br><b>wefox</b> (2014, Berlin, \$269M)<br>Insurance policy management platform<br>AngelList, Idinvest Partners, Seedcamp, Speedinvest, Salesforce  |  |
| <b>\$28.0M - Series A</b> Sep 2016<br><b>wefox</b> (2014, Berlin, \$269M)<br>Insurance policy management platform<br>Target Global, Horizons Ventures  |  |  |

### Internet First Insurance Platforms Feed Summary

Companies which provide tech platforms to consumers for purchasing and managing their insurance

**Inclusions:** Internet First Insurers including P2P Insurers; Insurance Comparison Platforms, Consumer Insurance Management Platforms, Insurance-Related Knowledge Platforms

**Exclusions:** Traditional Insurers; Traditional Insurance Brokers; Service Providers for Insurance Industry like TPAs, Claims Adjusters, etc; Software providers to insurers and intermediaries; Data providers to insurers

**Overview**

- 2639 Covered on Tracxn
- 779 Funded
- 26 Mega Companies
- \$28.5B Funding

**Feed in Numbers**

- 10 Unicorns
- 36 Soonicorns
- 153 Minicorns
- 1 IPO'd Cos
- 44 Late Stage Cos
- 247 Series A+ Cos
- 141 Acquisitions
- 0 Acquired
- 254 DeadPooled

**Top Companies**

- Grab (2012, Singapore, Series H)
- ACKO (2016, Mumbai, Series B)
- Policybazaar (2008, Gurgaon, Series F)

## Competitor Analysis

## Financial Health

- Cap Tables (capitalization table) shows the distribution of equity shares for a legal entity. It captures pre-and post-money valuations, return multiples, ESOP allocations, etc. along with the shareholding pattern.
  - Data is sourced from government sources, such as the Ministry of Corporate Affairs for Indian companies & Companies House for the UK.
- Financial statements are written reports created by a company's management to summarize the business's financial condition over a certain period (quarter, six-monthly, or yearly)
  - These statements comprise of: Income Statement, Balance Sheet & Cash Flow statement

Latest Cap Table of Layer C (Feb 17, 2023 - Shareholding Pattern) ⓘ

Currency: Base Currency (SGD - Singapore Dollar) Last Refreshed 5 Days ago

Legal Entity: LAYER C PTE. LTD | [View Legal Entity Structure](#)

| Round Details |                      |                          |       |
|---------------|----------------------|--------------------------|-------|
| Event Name    | Shareholding Pattern | Number of Shares Issued  | 1,000 |
| Event Date    | Feb 17, 2023         | Total Outstanding Shares | 1,000 |

Detailed Post Round Cap Table (All currency figures are in SGD)

| Name           | Expand All [+] | Post-Round Total #Shares | Holding % |
|----------------|----------------|--------------------------|-----------|
| ▼ Founder      |                | 1,000                    | 100.0%    |
| Kai Teo        |                | 510                      | 51.0%     |
| Shankar Nathan |                | 490                      | 49.0%     |
| Total          |                | 1,000                    | 100.0%    |

Ola in f ⓘ

App-based platform offering taxi-hailing services

Founded: 2010 | Location: Bengaluru (India) | Total Funding: \$3.95B | Company Stage: Series J | Rank: 3 of 1,559 competitors

ⓘ Bookmark ⚙️ Compare ⬇️ Download 🔗 Connect CRM's My Notes ✍️ Suggest Edits

RC restored company to the CRM 5 months ago | AB viewed 3 minutes ago [Founder? Claim Profile](#)

Compressors

Cap Tables

Financials

Market Share & Retention <sup>Beta</sup>

Global Equivalents

Reports

Investments & Acquisitions

Profile

News (1,27K)

Deal Flow CRM

Prospective LPs CRM

Associated Emails

My Notes

Internal

Financial Statements of Ola [Download Financials](#)

View Financial Of Legal Entity: ANI TECHNOLOGIES PRIVATE LL... | Period: 01 Apr. 2020 - 31 Mar. 2021 | Financial Type: Consolidated | Currency: Base Currency (INR - Indian Rupee) | View Numbers In: Indian System - Crores [Cr]

Last Refreshed 1 Day ago [Request for update](#)

Income Statement (Consolidated) Currency: INR

| Particulars   | FY 2020-21  | FY 2019-20  | FY 2018-19  | FY 2017-18  |
|---|-------------|-------------|-------------|-------------|
| Revenue   | 1,168.2Cr   | 2,844.1Cr   | 2,783.6Cr   | 2,222.6Cr   |
| Expenses  | 2,007.1Cr   | 5,058.1Cr   | 34Cr        | -           |
| Profit before exceptional items and tax             | (838.9Cr)   | (2,213.9Cr) | (3,802.8Cr) | (2,313.7Cr) |
| Exceptional items before tax                        | (265.8Cr)   | -           | (1,095.3Cr) | -           |
| Profit/(Loss) before tax                            | (1,104.7Cr) | (2,213.9Cr) | (4,898.1Cr) | (2,313.7Cr) |
| Tax Expense   | -           | (5.7Cr)     | (0.3Cr)     | (0.1Cr)     |
| Profit (loss) for period from continuing operations | (1,104.7Cr) | (2,208.2Cr) | (4,897.9Cr) | (2,313.5Cr) |

## Additional Benefit

- Get your Alumni covered as part of the 'Team Background' Feeds
  - With our extensive coverage of the global startup ecosystem, we are able to cover all the companies founded by your Alumni across geographies
  - Discover companies based on alma mater & benchmark against other top universities

The screenshot displays the Tracxn interface for the 'Team Background' section. The page title is 'Sectors, Geos, Teams & more (Coverage Areas) > Team Background' with 80 results. A search bar is visible at the top. Below the title, there are two buttons: 'View Leaderboard of Team Backgrounds' and '+ Request New Coverage'. The main content area is titled 'Colleges' and features a grid of university names, each preceded by a signal icon. The grid is organized into four columns and ten rows. The following table represents the data shown in the grid:

| Column 1                     | Column 2                         | Column 3                         | Column 4                 |
|------------------------------|----------------------------------|----------------------------------|--------------------------|
| Stanford GSB                 | Harvard Business School          | Wharton Business School          | Stanford University      |
| Harvard University           | Massachusetts Institute of Te... | HEC Paris                        | Booth School of Business |
| INSEAD                       | London Business School (LBS)     | Hong Kong University of Scien... | Columbia Business School |
| Kellogg School of Management | National University of Singap... | Tel Aviv University              | Tsinghua University      |
| University of Pennsylvania   | IIM Ahmedabad                    | IIM Bangalore                    | IIM Calcutta             |
| IIT Madras                   | IIT Bombay                       | IIT Kharagpur                    | IIT Delhi                |
| IIT Kanpur                   | IIT Guwahati                     | IIT Roorkee                      | BITS Pilani              |
| Cornell University           | Singapore Management Unive...    | Nanyang Technological Univer...  | Bocconi University       |

# Thank You!

[Take a look at our self-serve repository](#)