



# Library Information Pack - Explorer

August 2022



# GlobalData Solutions for Academia

Unique insights into the world's largest industries


GlobalData was formed in 2016, following the consolidation of MarketLine and several other well-established data and analytics providers.

Today, we are a truly unique data and analytics business, with unparalleled insight into the world's largest industries.

If you would like to arrange a demo of GlobalData Disruptor, or our Sector-Specialist Intelligence Centers, please contact your Account Manager or [customersuccess@globaldata.com](mailto:customersuccess@globaldata.com).

NEW for Academia

## Cross-curricular academic resources

 GlobalData.  
Explorer

**Marketline**

 GlobalData.  
Disruptor

## 18 Sector-Specialist Intelligence Centers



 GlobalData.



# Cross-curricular Academic Solutions



## Explorer

Access **unique and comparable insights** into the world's largest sectors:

Market values & volumes

Forecasts

Job Analysis

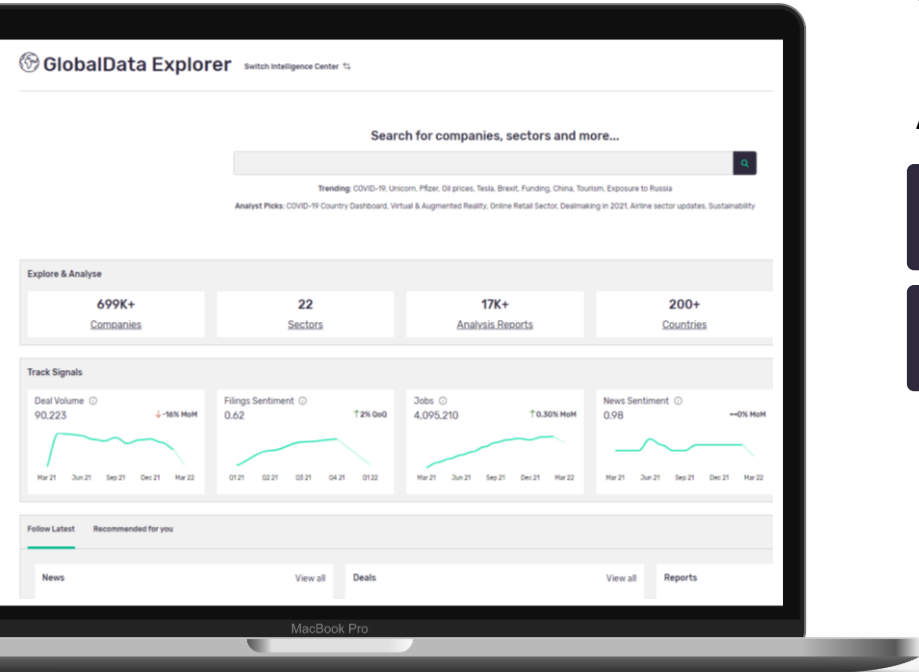
Sector Reports

Macroeconomic Indicators

Themes

Company Intelligence

Social Media Analytics



## Disruptor

Understand the **impact of market & digital disruption**, covering:

Geographies

Industries

Companies

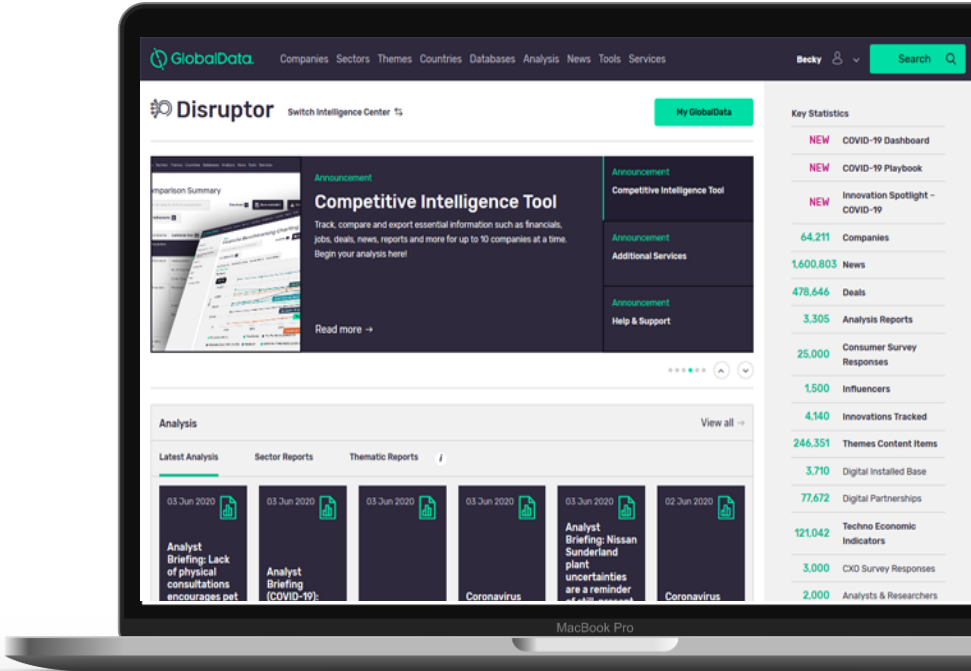
Surveys

Influencers

Thematic Research

Consumers

Innovation



Spanning all major industries and 120+ sub-sectors, GlobalData Explorer provides the key insights your students and faculty users need to effectively compare sectors and understand the market drivers shaping an industry

## Industries

- **3,700+** Industry Profiles including Porter's Five Forces Analysis
- Market values, volumes, and forecasts for over **22 sectors/120+ industry sub-sectors**

## Databases & tools

- **Market Analyzer:** Macroeconomic and industry measures by category, channel and brand for **22 sectors/120 sub-sectors and 200+ countries**
- **Social Media Analytics** from Twitter and Reddit
- **Company Filing Analytics** across 880k filings
- **Job Analytics** across 50M+ jobs
- **Product Launch Analytics** across 1M+ launches
- **Global Ads Database** covering 2.7M+ Ads

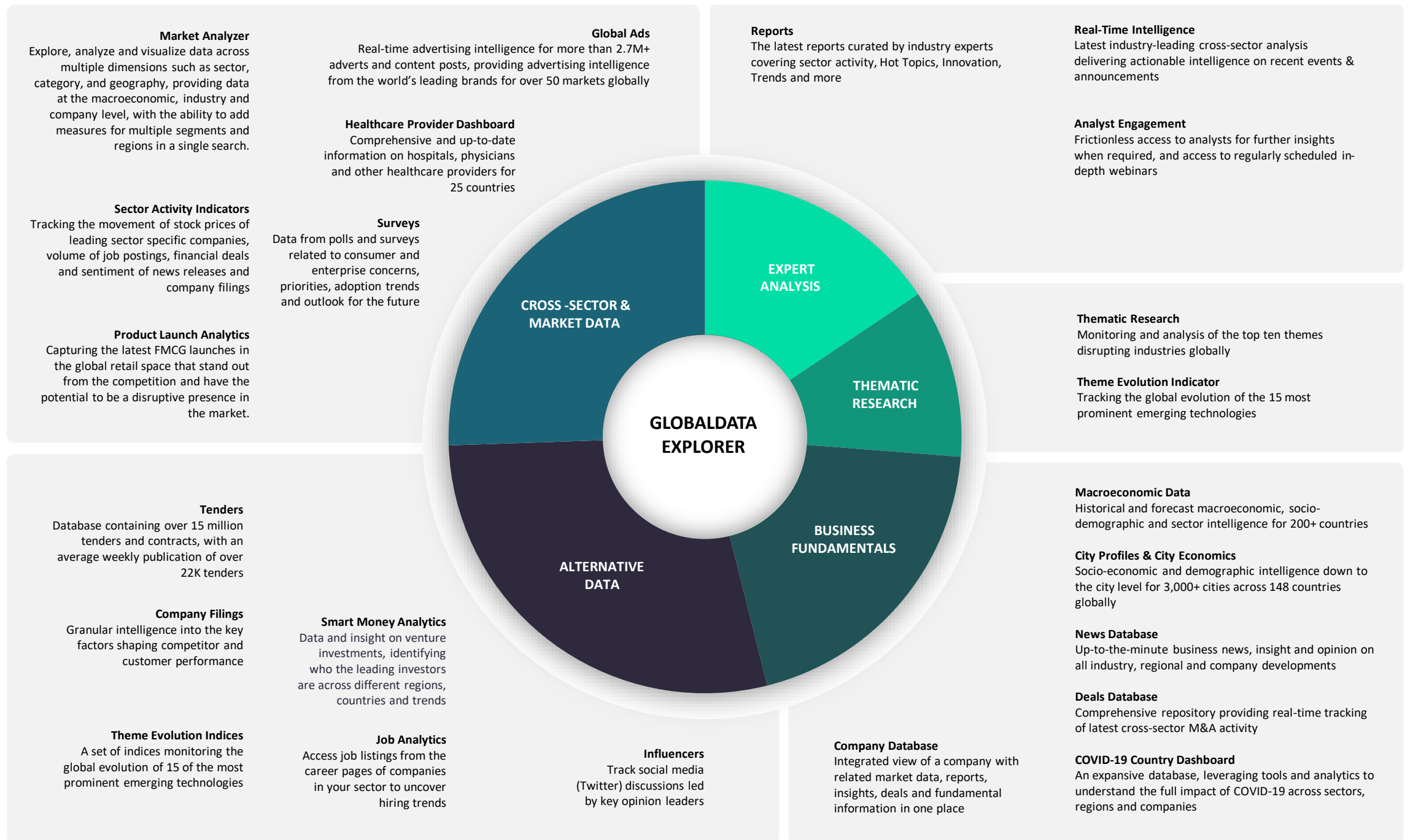


## Company Intelligence

- Intelligence for **753k+ companies**
- **Screening capabilities** by; industry, geography, size, comprehensive parameters related to deal types and value, news category and sentiment, and hiring activity
- **Deep company coverage including;** Company Overview, Financials, SWOT, News and Deals and AI-based Alternative Datasets such as Company Filings and Job Analytics

## Research and Insights

- **4,800+ Sector Reports** and **3,700+ Industry Profiles**
- **8,400+ Analyst Opinions**
- **300+ Macroeconomic reports, 630+ Deal Reports**
- **250+ Thematic Analysis insights**





# A Versatile Resource For Multiple Academic Courses



Meet the needs of multiple disciplines and departments with cross-sector coverage including:

Sector Coverage	Sub-sector Coverage			
Aerospace and Defence	<ul style="list-style-type: none"><li>Aerospace</li><li>C4ISR &amp; Electronic Warfare</li><li>Homeland Security</li></ul>	<ul style="list-style-type: none"><li>Infrastructure, Logistics &amp; Support</li><li>Land</li><li>Maritime</li></ul>	<ul style="list-style-type: none"><li>Simulation &amp; Training</li><li>Soldier Systems</li><li>Unmanned</li></ul>	<ul style="list-style-type: none"><li>Weaponry</li></ul>
Agriculture & Forestry				
Automotive	<ul style="list-style-type: none"><li>Parts and Tires</li></ul>	<ul style="list-style-type: none"><li>Vehicles Manufacturing</li></ul>	<ul style="list-style-type: none"><li>Aftermarket</li></ul>	<ul style="list-style-type: none"><li>Vehicles Dealers</li></ul>
Business and Consumer Services				
Construction	<ul style="list-style-type: none"><li>Commercial</li><li>Energy &amp; Utilities</li></ul>	<ul style="list-style-type: none"><li>Industrial</li><li>Infrastructure</li></ul>	<ul style="list-style-type: none"><li>Institutional</li><li>Residential</li></ul>	
Chemicals				
Real Estate				
Consumer Goods	<ul style="list-style-type: none"><li>Non-Alcoholic Beverages</li><li>Alcoholic Beverages</li><li>Food</li></ul>	<ul style="list-style-type: none"><li>Baby Care</li><li>Cosmetics &amp; Toiletries</li><li>Over-the-Counter Healthcare</li></ul>	<ul style="list-style-type: none"><li>Household Care</li><li>Pet Care</li><li>Tobacco and Tobacco Products</li></ul>	<ul style="list-style-type: none"><li>Clothing &amp; Footwear</li><li>Electricals</li><li>Home</li></ul>
Packaging	<ul style="list-style-type: none"><li>Metals and Glass Containers</li></ul>	<ul style="list-style-type: none"><li>Paper Packaging</li></ul>		
Oil & Gas	<ul style="list-style-type: none"><li>Oil &amp; Gas Equipment and Services</li></ul>	<ul style="list-style-type: none"><li>Oil&amp; Gas exploration and Production</li></ul>	<ul style="list-style-type: none"><li>Refining and Marketing</li></ul>	<ul style="list-style-type: none"><li>Storage and Transportation</li></ul>
Power& Utilities	<ul style="list-style-type: none"><li>Utilities</li></ul>			
Financial Services	<ul style="list-style-type: none"><li>Banking</li></ul>	<ul style="list-style-type: none"><li>Capital Markets</li></ul>	<ul style="list-style-type: none"><li>Cards &amp; Payments</li></ul>	<ul style="list-style-type: none"><li>Insurance</li></ul>
Government and Non-Profit Organisations				
Industrial Goods & Machinery				
Mining	<ul style="list-style-type: none"><li>Bauxite</li><li>Chromium</li><li>Coal</li><li>Copper</li></ul>	<ul style="list-style-type: none"><li>Diamond</li><li>Gold</li><li>Iron ore</li><li>Lead</li></ul>	<ul style="list-style-type: none"><li>Lithium</li><li>Manganese</li><li>Nickel</li><li>Platinum</li></ul>	<ul style="list-style-type: none"><li>Silver</li><li>Uranium</li><li>Zinc</li></ul>
Healthcare	<ul style="list-style-type: none"><li>Medical Devices</li></ul>	<ul style="list-style-type: none"><li>Healthcare Providers</li></ul>	<ul style="list-style-type: none"><li>Pharmaceuticals</li></ul>	
Retail	<ul style="list-style-type: none"><li>Wholesale</li></ul>			
Technology , Media and Telecom	<ul style="list-style-type: none"><li>Technology</li></ul>	<ul style="list-style-type: none"><li>Telecom</li></ul>	<ul style="list-style-type: none"><li>Telecom</li></ul>	
Travel and Tourism	<ul style="list-style-type: none"><li>Lodging</li></ul>	<ul style="list-style-type: none"><li>Casinos and Gambling</li></ul>	<ul style="list-style-type: none"><li>Travel services</li></ul>	<ul style="list-style-type: none"><li>Airlines</li></ul>
Transportation, Infrastructure and Logistics				
Food Service	<ul style="list-style-type: none"><li>Cost Operator</li></ul>	<ul style="list-style-type: none"><li>Profit Operator</li></ul>	<ul style="list-style-type: none"><li>Catering Services</li></ul>	
Sports				

# Explore. Track. Compare.



Unrivalled sector, macroeconomic and company coverage that empowers students to explore their discipline with ease



**22**

Sectors Covered



**120+**

Sub-sectors Covered



**19K+**

Reports



**753K+**

Companies



**55M+**

Statistics



## Explore

Explore cross sector industry intelligence and access unique datasets to spot global trends and gain a complete picture of the industries and market dynamics you're researching.



## Track

Track emerging industry innovations, providing students and faculty with unique and timely insights that sets your research capabilities apart from other educational institutions.



## Compare

Access consistent and comparable real-time data, all structured into a single taxonomy, enabling you to compare sectors and market drivers with ease.

# The Value in Our Academic Solution

Streamline the research process and enable students and faculty to work smarter and faster



GlobalData | Companies | Sectors | Themes | Countries | Databases | Analysis | News | Tools | Services

COVID-19 | Country Dashboard

All Themes | Macro Themes | COVID-19

Note: click on a country to view more details

Last Updated: 5/1/2020

Country	Total Confirmed Cases	Total Deaths	Case Fatality Rate (%)	Change of Cases in Last 15 Days	GDP, US\$bn (Nominal) 2019	GDP Growth 2020 (%)	GDP Growth (Percentage Points Revision Over 2020 Base)	Inflation Rate 2020 (%)	Stock Market Index (% Change, YTD)	Stimulus Packages (% of GDP)	Stimulus Packages (US\$bn)	Travel Ban	Lockdown
World	75,019,857	1,663,523	2.22	94.09	86,598.80	-3.91	-8.51	2.50					
United States	12,210,496	310,762	1.81	20.06	21,427.69	-4.46	-9.43	1.50	13.54	23.36	4,904.30	Partial	Partial
India	9,979,447	144,789	1.45	4.25	2,921.51	-7.44	-13.67	4.68	10.93	11.27	329.15	Partial	Partial
Brazil	1,110,434	194,927	2.60	9.41	1,854.56	-5.58	-7.50	3.02	-0.45	12.73	236.00	None	Partial
Russia	2,764,943	49,170	1.78	16.07	1,671.95	-4.71	-6.30	3.44	6.98	4.26	71.26	Partial	Partial
France	2,483,524	59,733	2.41	6.97	2,711.51	-9.42	-10.69	0.64	-7.99	25.51	691.63	Partial	Partial
Turkey	1,955,680	17,364	0.89	95.31	750.26	-3.41	-4.33	11.65	18.16	9.80	73.56	Partial	Partial
United Kingdom	1,954,268	66,160	3.39	15.31	2,800.41	-11.31	-12.58	1.06	-13.20	24.63	609.84	Partial	Partial
Italy	1,906,377	67,220	3.53	12.87	2,003.10	-9.35	-9.80	0.01	-7.65	51.22	1,026.03	Partial	Partial
Spain	1,785,421	48,777	2.73	5.98	1,395.41	-11.82	-13.46	-0.10	-15.95	22.15	309.15	Partial	Partial
Argentina	1,524,372	41,534	2.72	4.79	449.66	-11.68	-10.16	42.50	28.94	6.04	27.17	Partial	Partial
Colombia	1,468,795	39,767	2.71	8.55	328.02	-7.46	-10.79	2.85	-17.68	3.82	12.53	None	Partial
Germany	1,454,009	25,027	1.72	25.41	3,849.81	-5.09	-4.70	0.61	-0.71	16.16	1,399.61	Partial	Partial
Mexico	1,289,298	116,487	9.03	12.44	1,259.96	-9.82	-10.97	3.77	-0.05	3.14	39.60	None	Partial
Poland	1,171,854	24,345	2.08	12.45	578.74	-4.07	-3.63	3.52	-3.96	13.79	79.82	Partial	Partial
Iran	1,138,530	53,095	4.66	11.97	524.42	-11.60	-11.64	28.13	253.78	7.35	38.53	Partial	Partial
Peru	988,457	36,858	3.73	2.31	228.73	-12.74	-16.10	2.09	1.25	11.73	26.82	Partial	Partial
South Africa	892,813	24,011	2.69	10.80	353.55	-8.35	-9.36	3.56	6.95	9.23	32.64	None	Partial
Netherlands	662,943	10,408	1.57	19.91	909.91	-5.66	-7.30	1.27	1.73	13.71	124.76	Partial	Partial
Indonesia	643,508	10,390	1.61	14.16	1,116.94	-1.78	-6.53	2.21	-5.73	4.45	49.67	Partial	Partial
Belgium	618,204	19,371	3.13	5.70	530.72	-8.55	-9.75	0.92	-8.24	15.40	81.72	Partial	Partial



## Technology Transfers

Identify emerging commercial opportunities; value your IP and profit from the right licensing partners and deal structures



## Global Coverage

Providing intelligence to the world's largest companies, GlobalData's coverage includes all major sectors companies and countries



## Enrich Academic Research

Help students enhance their academic research with credible, real-time data and insights



## Accessibility

Promote anytime, anywhere learning; available on or off campus via simple IP based authentication



## Trusted Partner

Give students access to the same intelligence used by blue chip companies globally



## Analytics Tools

Access a suite of tools, designed to help you collate and dissect the information you need faster



# Supporting a Range of Roles Across Academia



An invaluable resource for your academic courses, faculty members and students

## Students & Academic Researchers

*Improve quality of academic outputs*

Improve and substantiate coursework and research efforts by identifying real life examples of academic theories and models.

Waste less time researching with powerful search capabilities on an intuitive, easy-to-use platform

## Lecturers & Professors

*Increase research efficiencies*

Access credible data, research and analysis to enrich personal research projects and white papers.

Facilitate lesson planning and develop teaching materials that use real life industry examples and the latest market data

## Academic Librarians

*Advance academic achievement*

Support a wide range of students and staff from multiple disciplines with an easy to access cross-sector platform that provides market-leading real-time data and intelligence for their research objectives

## Deans & Directors

*Increase student enrolments*

Support a wider range of courses with access to multi-sector intelligence and offer students access to the same world class data used by corporates. Enhance the credibility of teaching staff and the institution by aiding with more research projects and white papers

## Technology Transfer Offices

*Commercialize Intellectual Property*

Assess invention disclosures and understand the sector landscape of the world's major industries, assessing how best to commercialize IP. Identify potential investors and alliances to support ongoing or new ventures and research

# Explorer Homepage



## → Value

Explore with ease using a powerful and intuitive search interface that enables you to find the content relevant to you and discover connected data and insights that enrich your research objectives.

## → Description

Designed to make your market research more effective, the homepage is your gateway to exploring and analyzing all that GlobalData Explorer has to offer.

## + Signals

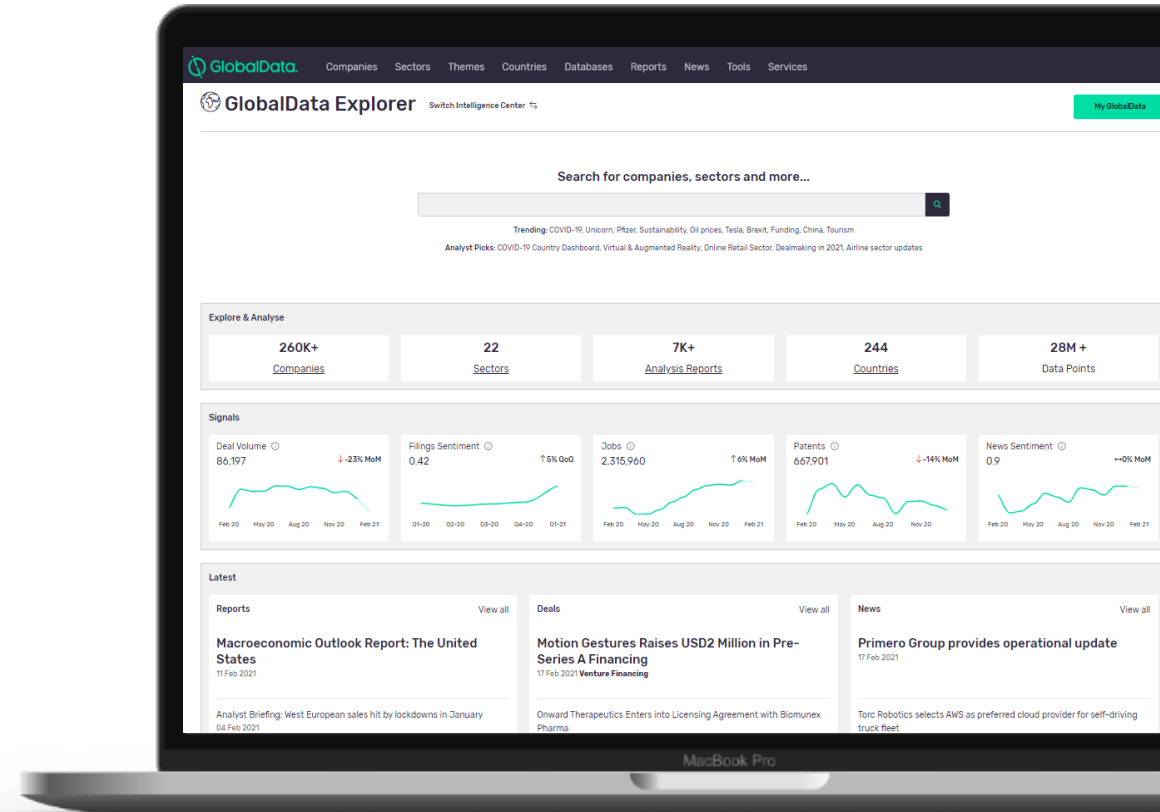
Filter signals from noise and keep an eye on the signal trendlines that warn you of key industry movements

## + Latest Reports & Deals

Review all the latest reports published on GlobalData Explorer and see the latest deals taking place across all industries covered

## + Trending Topics

Explore the latest trending topics and assess analyst picks all from the homepage



## → Value

A 360 degree view of over 753,000+ companies driven by qualitative and quantitative insights enables you to benchmark performance, monitor company activity, and identify M&A opportunities.

## → Description

Gain transparency and access a fully integrated view of a company with all related market data, reports, insights, deals and fundamental information in one place. Identify trends or conduct analysis and benchmarking to discover who are the industry leaders, laggards, and disruptors.

## + Screen Companies

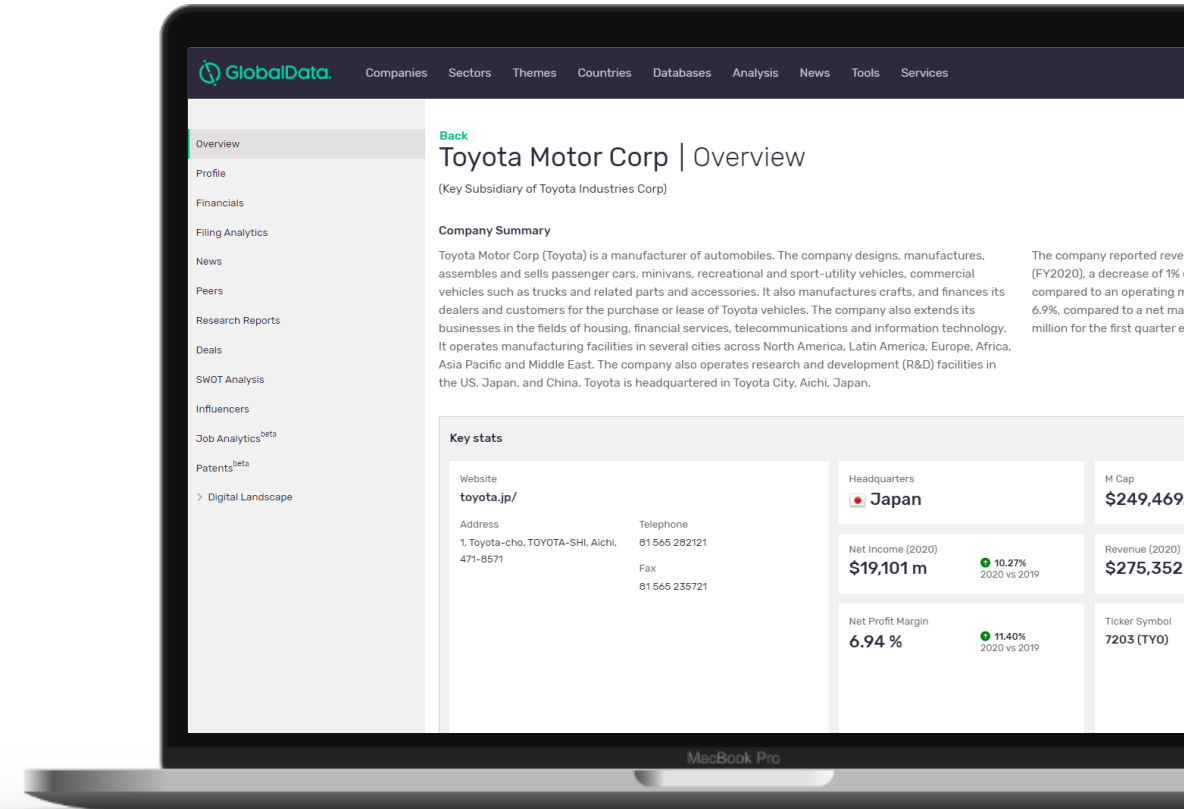
Use your customized selection criteria to build and refine a bespoke universe of relevant Companies

## + Access Curated Lists

Identify the key players across Sectors & Geographies, in addition to the top Advisors & Investors, and the Leaders & Disruptors of emerging tech

## + Know Your Competition

Minimize time spent tracking the competition with a 'one stop shop' of multiple types of competitor intelligence

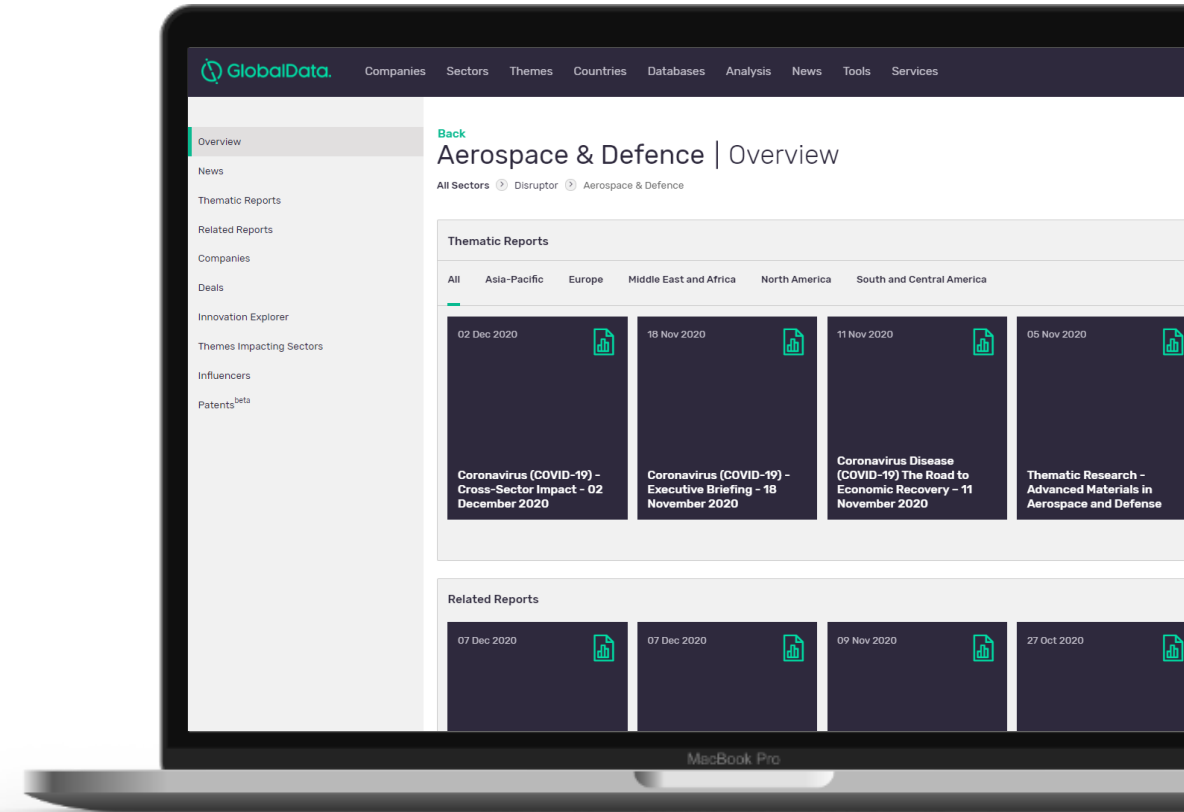


## → Value

Access all of GlobalData Explorer's data and insights organized into sector-specific dashboards. Monitor sector trends and track market behaviour, sector value and the key innovations shaping the future of each sector covered.

## → Description

Gain a comprehensive view of sector related data and analysis including size, forecasts, recent developments, deals, key companies and reports. Access data and expert analysis, enabling you to spot opportunities and risks early by staying on the pulse of changing sector dynamics.



## + Monitor Trends

Keep up to date on essential news and M&A activity and analyse the key themes impacting sectors

## + Related Reports

View industry specific reports such as Trends Reports, Trackers, Company Analyses, Deals Activity Reports and analyst opinions

## + Leading Companies

Identify the key players within each sector and sub sector with Key Lists of top companies

# Themes



## → Value

Protect your business against disruptive threats and determine which themes to invest in and which to avoid. Assess what your competitors are doing in each theme available on GlobalData Explorer and predict the future of your industry.

## → Description

Through the early identification and tracking of major global disruptive themes, you are able to explore and assess their impact on your business and industry. Expert analysts track themes across all major companies and industries, with GlobalData Explorer providing you with access to the top ten most popular themes.

## + List of Themes

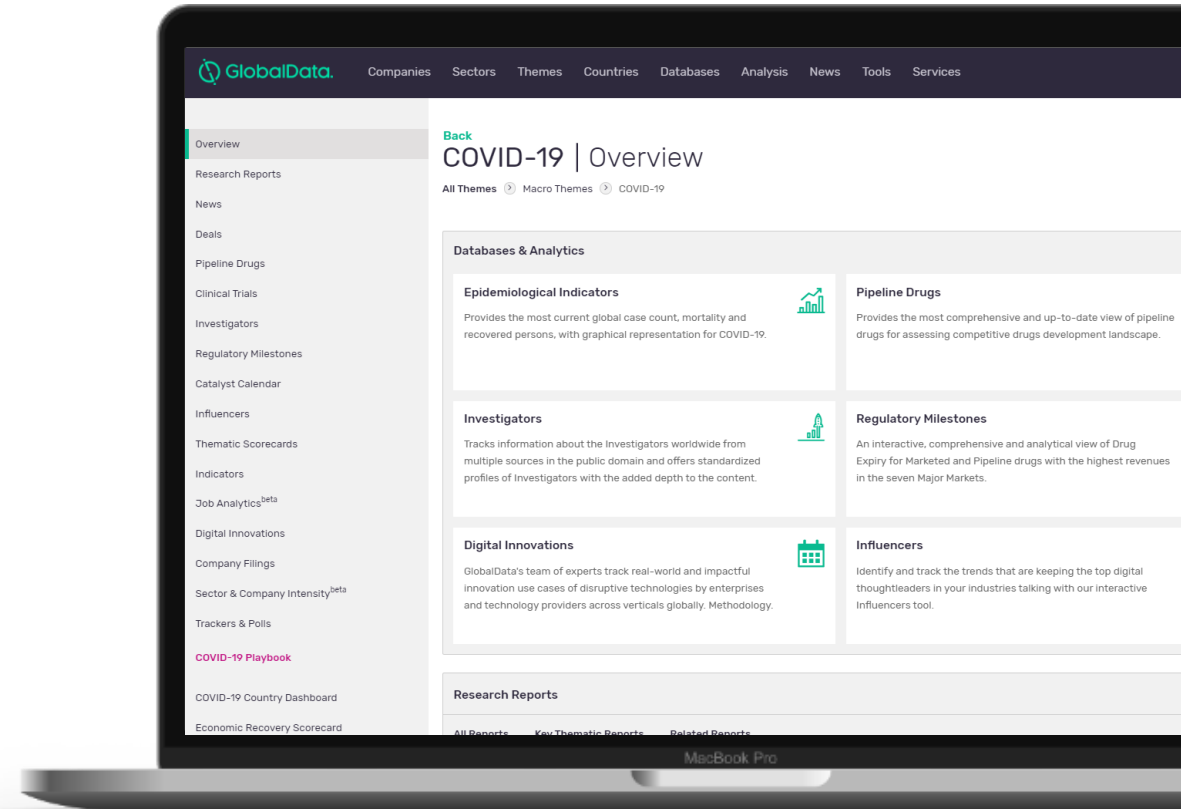
Deep dive into individual theme pages which are all backed by rich datasets

## + Thematic Reports

Insight into the key themes changing industries and the companies driving disruptive innovation

## + COVID-19

Get a deeper understanding of the global pandemic, how it's progressing, and what this means for your business



# Countries

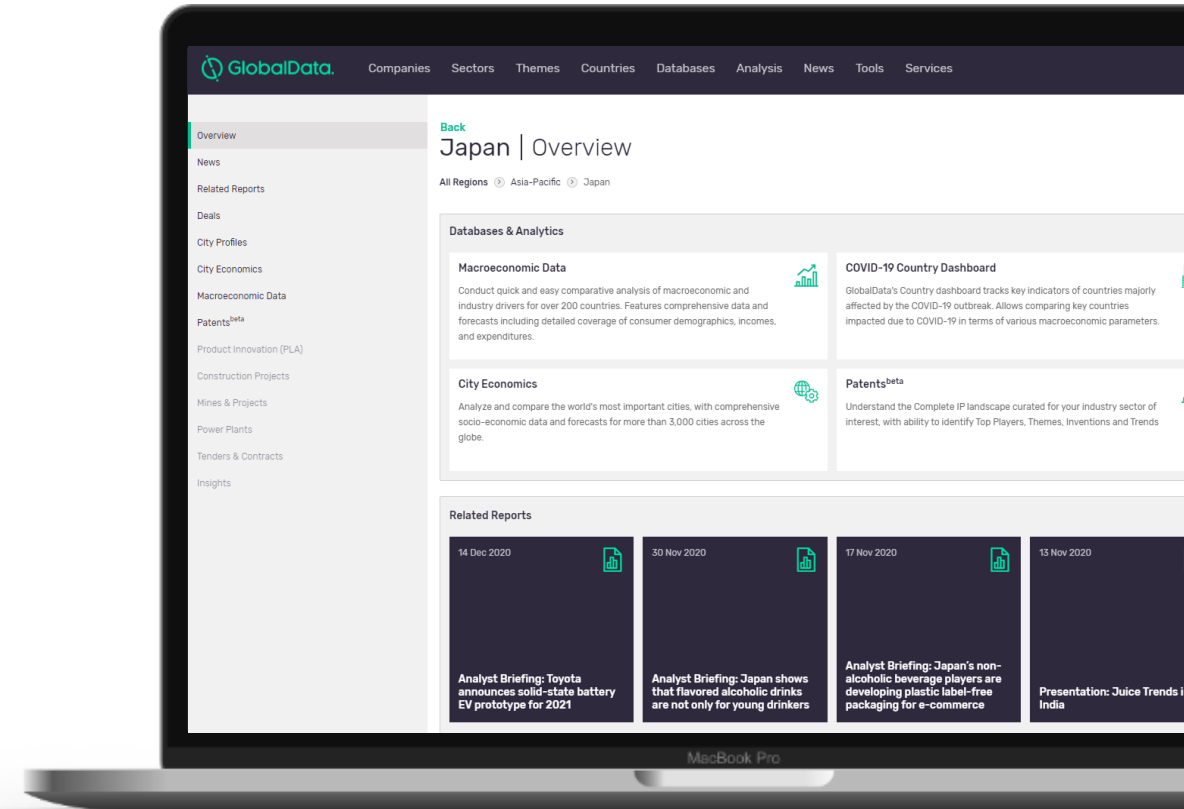


## → Value

Insights into specific regional activity enables you to learn from the rapidly evolving region-specific disruption trends, while country coverage allows you to learn from unique practices and adoption trends from other regions.

## → Description

Access data and insights on over 200 countries with resources integrated from across GlobalData Explorer into country specific lenses. Keep abreast of emerging trends across a range of topics impacting different geographies through geography-specific news, deals, analysis of market players, and market and product databases.



## + Discover Countries

Select individual countries, grouped by geographies, to enable easy navigation and comparison

## + Related Reports

Access analyst reports assessing insight and trends connected with each country

## + Macroeconomic Reports

Access macroeconomic reports to gain analyst insight and city profiles to get a richer picture



# Reports



## → Value

Understand the trends and insights that are driving change and innovation across industry sectors, and identify the disruptive themes, players, and technologies impacting industries in the medium and long term.

## → Description

Access a huge range of report resources, providing expert opinion and insight into the past, present, and future of 22 industries including 120+ sub-sectors. Get a broad view with macro analysis, or focus on sector specific market drivers and trends.

### + Analyst Opinions

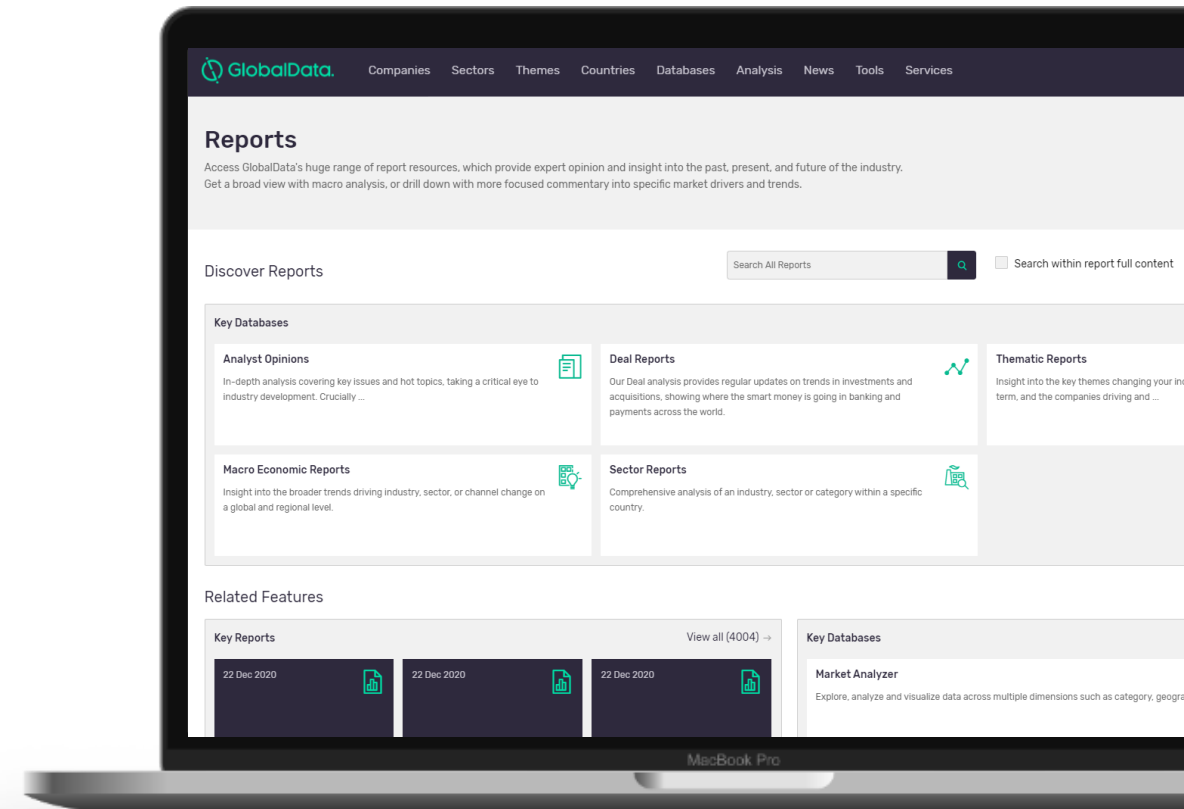
Analysis covering key issues and hot topics, taking a critical eye to industry developments

### + Deal Reports

Updates on trends in investments and acquisitions, showing where the smart money is going in banking and payments across the world

### + Sector Reports

Analysis of an industry, sector or category within a specific country



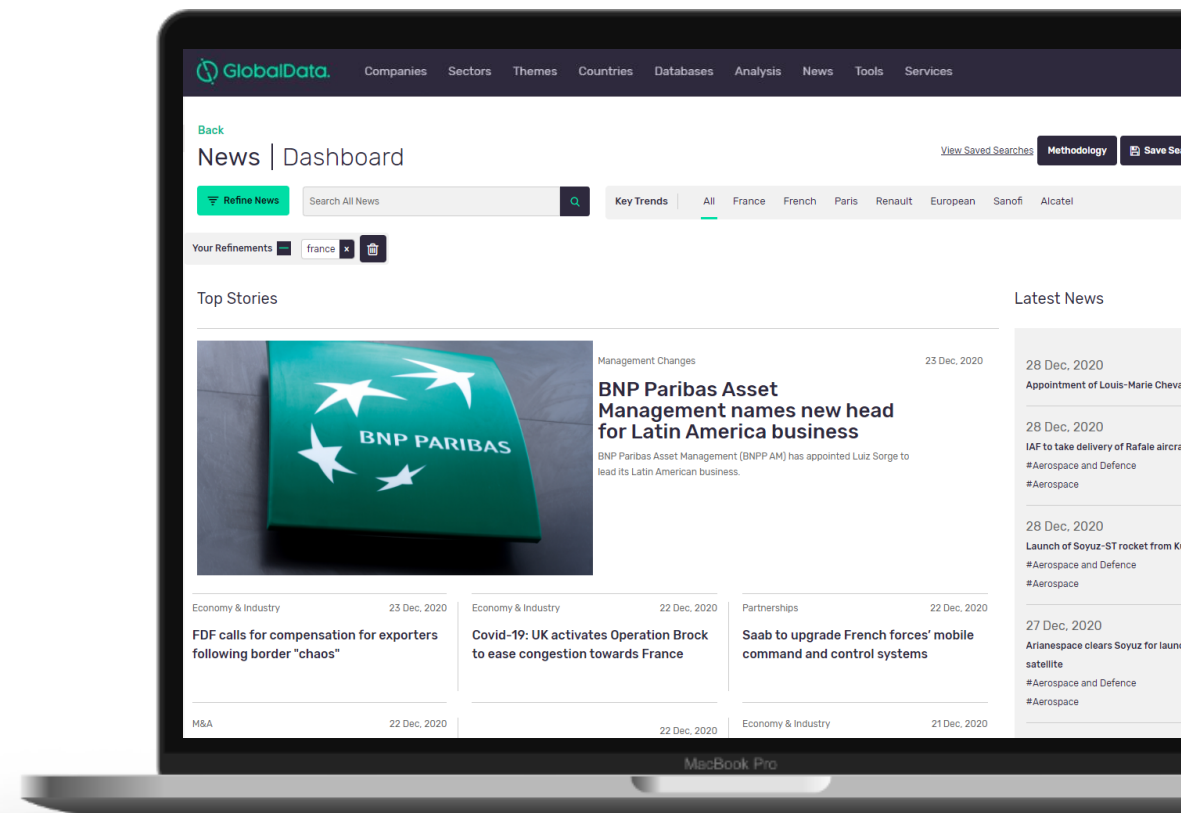


## → Value

Track the executive movements and strategic actions of peers, partners and competitors with up-to-the-minute business news, insight and opinion on developments. React to breaking news before your competitors to establish and maintain a competitive edge.

## → Description

GlobalData Explorer's News Dashboard combines Artificial Intelligence and human insight to provide the most accurate and relevant industry intelligence in real-time. Minimize time spent searching for information by having instant access to a wide range of relevant news sources.



## + Refine News

Filter news by Industry, Sentiment, Geographies, Companies and Time Period

## + News Analytics

Search for specific news content and drilldown into the results with the Results Analytics tool

## + Key Trends

Discover the key trends that are being discussed most in the news

## → Value

Access a suite of functional tools, tailored to your requirements and designed to help you collate and dissect the information you need faster.

## → Description

Each tool reduces the time required to answer the critical questions shaping your strategy and driving day-to-day success.

### + Build Your Own Report

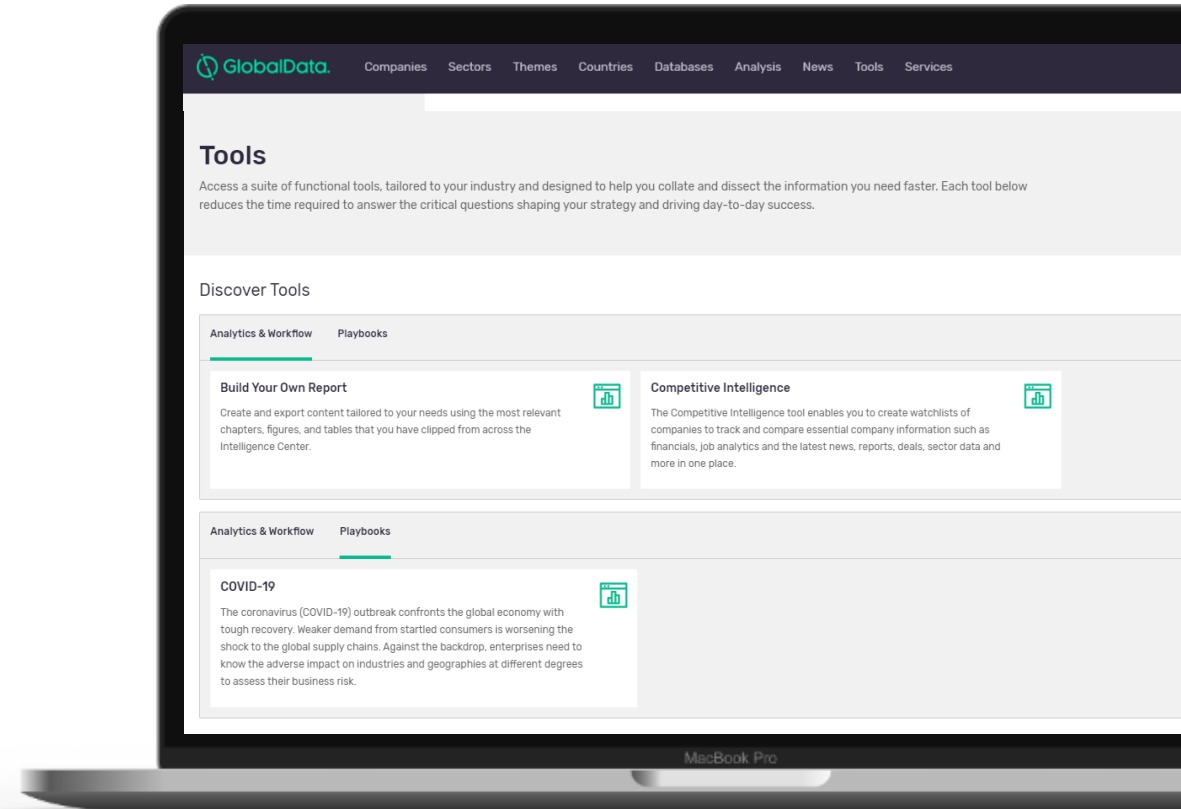
Clip and create your own bespoke reports to share with colleagues using the most relevant chapters, figures, and tables that you have clipped from across GlobalData Explorer

### + Competitive Intelligence

Create watchlists of companies to track and compare essential company information to understand competitor motivations and behaviors

### + COVID-19 Playbook

Shore up your company's response to COVID-19 and be guided through a four step process to assess business risk



# Market Analyzers



## → Value

Analyze indicators for various markets across the globe along with their underlying macroeconomic fundamentals. Access in-depth market facts, ranging from the global to the micro level, helping you to identify winning market opportunities.

## → Description

Explore, analyze and visualize data across multiple dimensions such as sector, category, and geography. A single platform that provides data at the macroeconomic, industry and company level, with the ability to add measures for multiple segments and regions in a single search.

## + Spot Opportunity

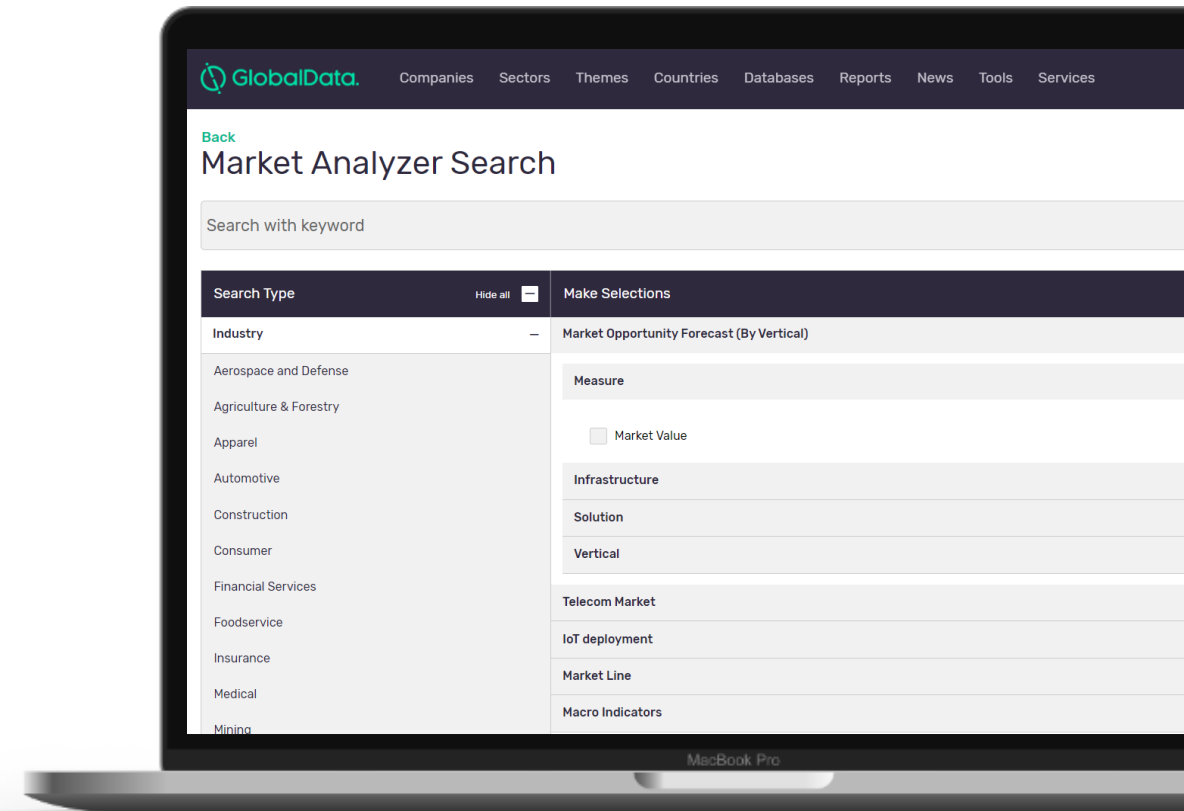
Identify which sectors are the fastest growing in a particular country

## + Confirm with Underlying

Confirm your industry trends with underlying fundamentals in the respective economies with >700 macroeconomic measures for >200 countries

## + Track From All Relevant Views

Analyze markets across relevant dimensions for each sector, including channels, technologies, specialties, service types, product categories and much more



# Company Filings Analytics



## → Value

Eliminate time from the competitor and customer tracking process, and access intelligence that keeps you ahead of the industry curve. Keep up to date with company announcements with instant access to all of the related company filings in one place.

## → Description

Leverage Artificial Intelligence (AI) to access timely, gold standard and granular intelligence into the key factors shaping competitor and customer performance.

### + Company Filings

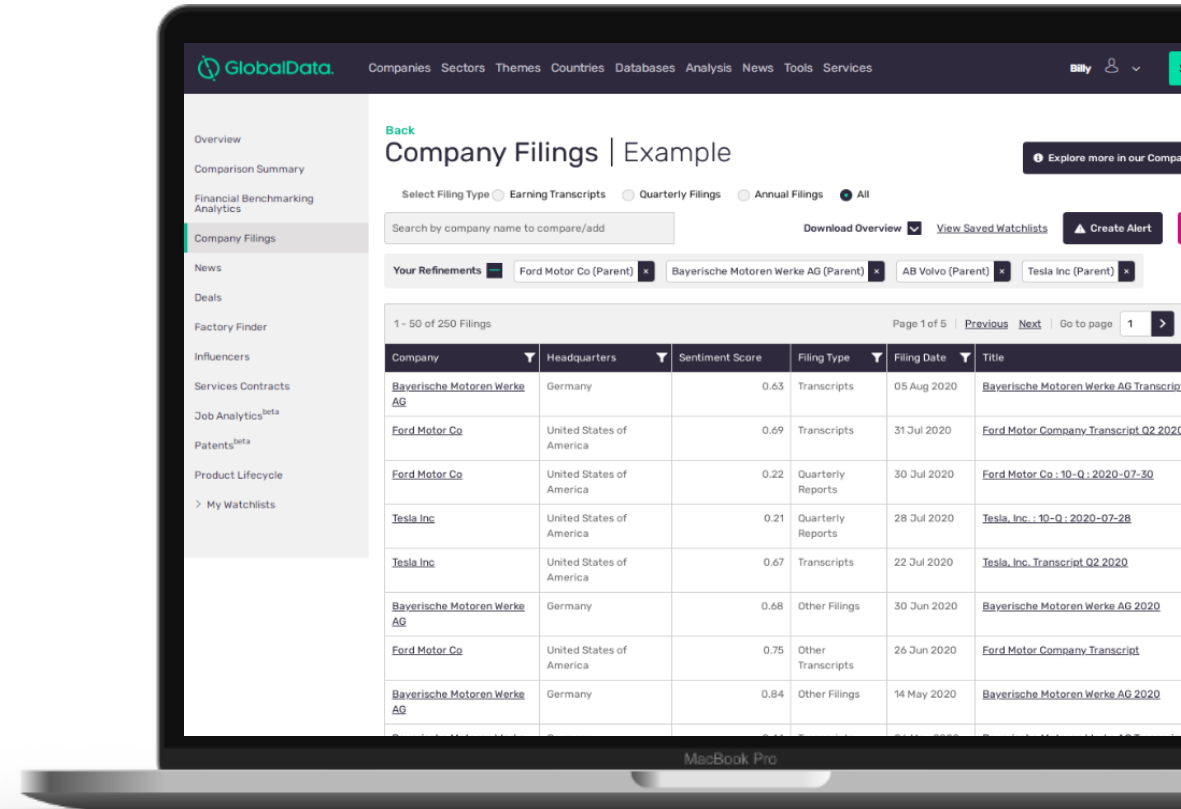
Never search for filings again with all filings stored in one place, saving you and your team time

### + Sentiment Scores

Gauge if management and analyst scores match up, with sentiment drivers for all transcripts and documents

### + Easily Filter Results

Filter by most mentioned products, brands, geographies, companies and themes to indicate key focus areas and priorities



# Social Media Analytics



## → Value

Identify and track the key disruptive trends that are keeping the top digital thought leaders talking.

## → Description

50+ influencer dashboards help you track social media (Twitter and Reddit) discussions led by key opinion leaders on the disruptive technologies and macro forces that shape the world. Access 10M classified and tagged tweets each month that have been processed by advanced AI techniques.

## + VC Influencers

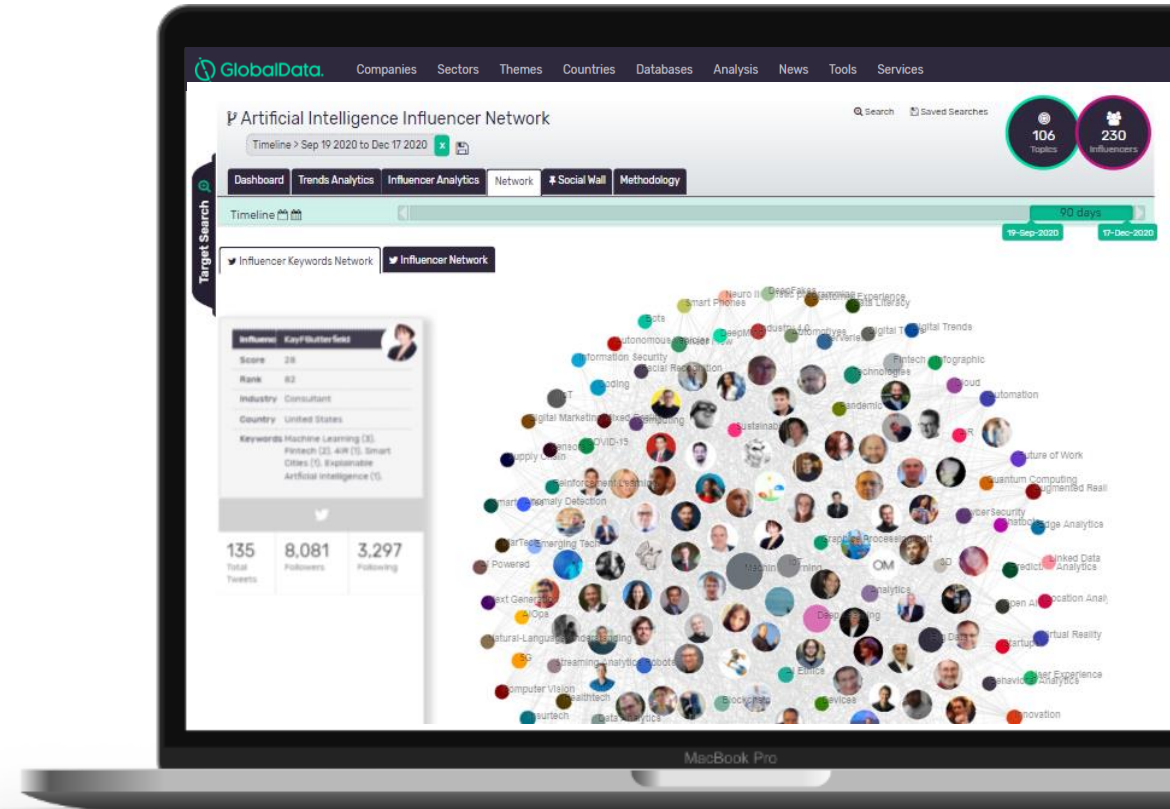
Identify and track the trends that are keeping the top digital venture capital thought leaders talking

## + CEOs Influencers

Identify and track discussions led by the CEOs of the top global companies

## + DisruptiveTech

Gain insight into the major disrupting players in the Tech space; an early warning system driven by business-to-business thought leaders





# Job Analytics



## → Value

Uncover hiring activity to predict the strategic movements of the selected companies.

## → Description

Access job listings from the career pages of 29K+ companies with over 4M active jobs, each tagged to Themes, Geographies, Sectors and more. Understand what roles/functions a company is hiring for, and discover what this means in terms of the risks they are preparing for and their strategic focus.

## + Active Job Openings

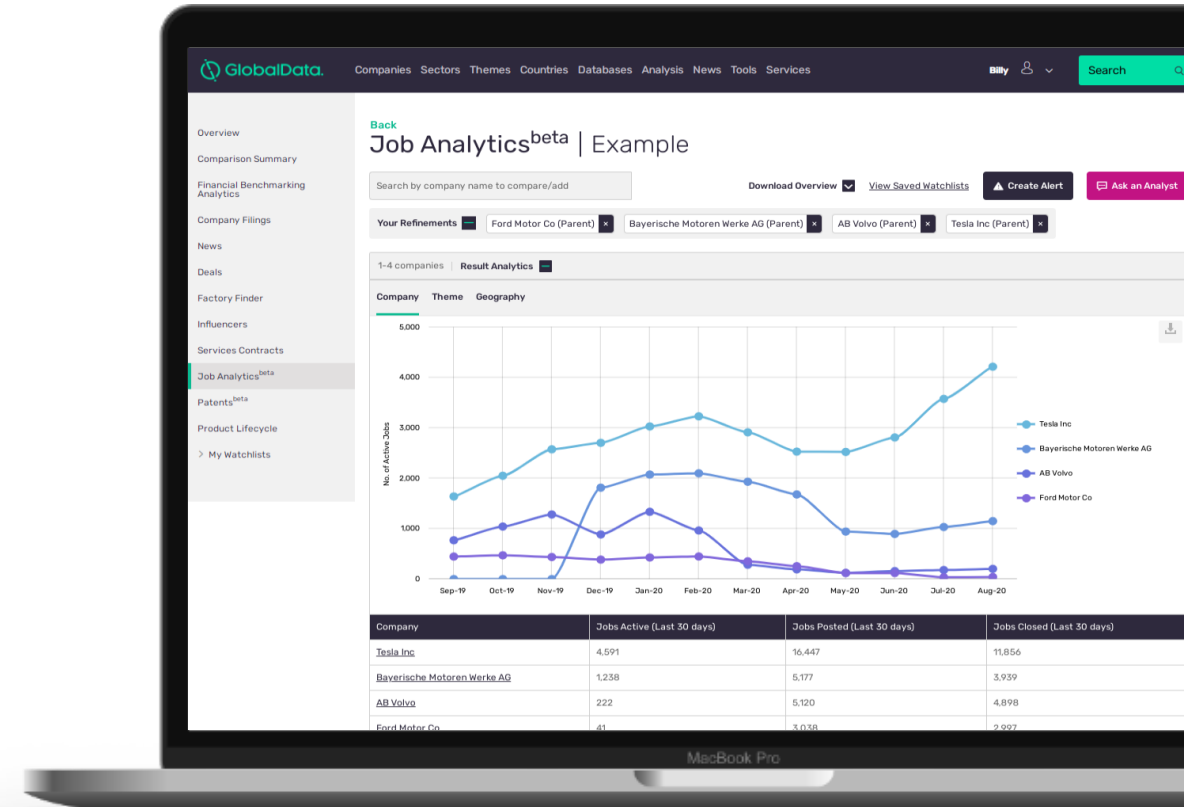
Determine the strength of company's of interest: are they actively hiring?

## + Themes

Predict their strategy by seeing which themes they are investing in

## + Geography

Spot early if they are expanding to different markets or opening up new production plants



# Deals



## → Value

Never miss out on a deal with access to sector-specific insights, enabling you to uncover the latest competitor deal activity, deal value and volume trends, analytics, league tables and detailed profiles of investors and advisors.

## → Description

Track market activity with a database of global mergers and acquisitions, private equity deals, venture finance deals, private placements, IPOs and partnerships.

## + Monitor Investment Activity

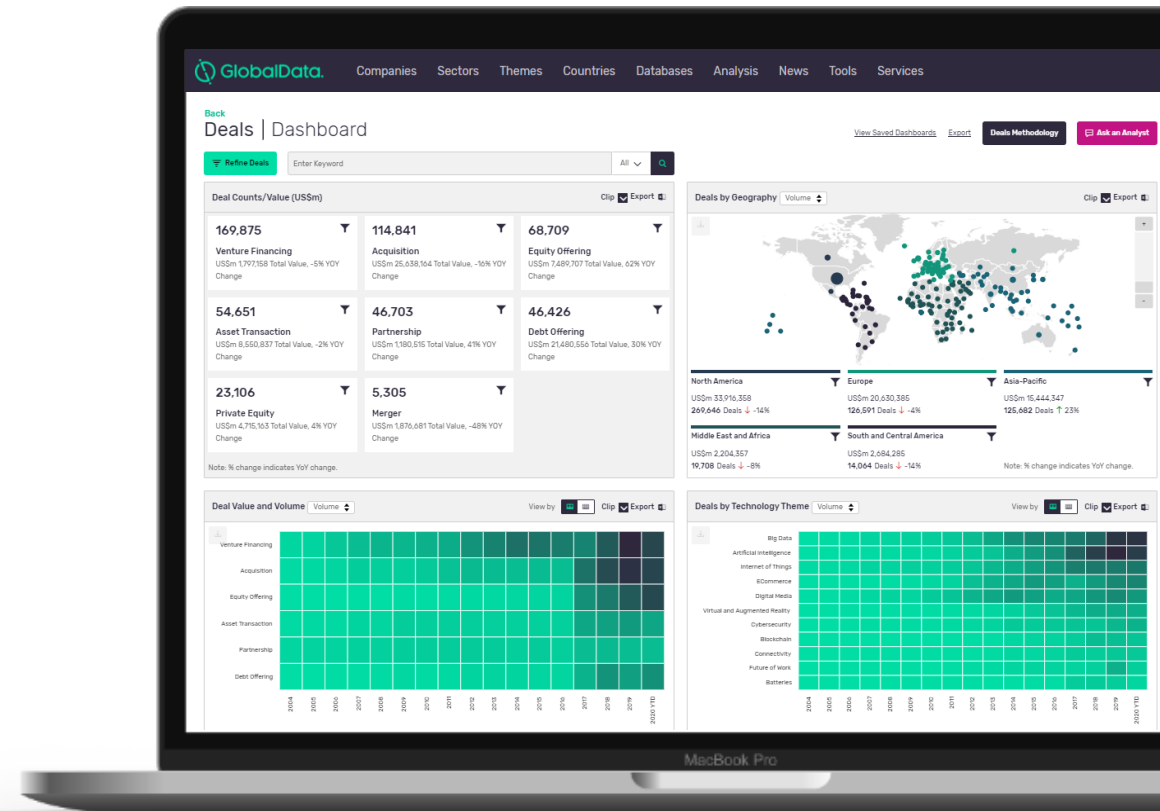
Identify hotspots of investment activity and capitalize on investment opportunities

## + Smart Money Analysis

Determine where money is flowing and understand which companies the smartest investors are buying

## + Themes Showcase

See the number of deals taking place by theme and their total value



# COVID-19 Country Dashboard

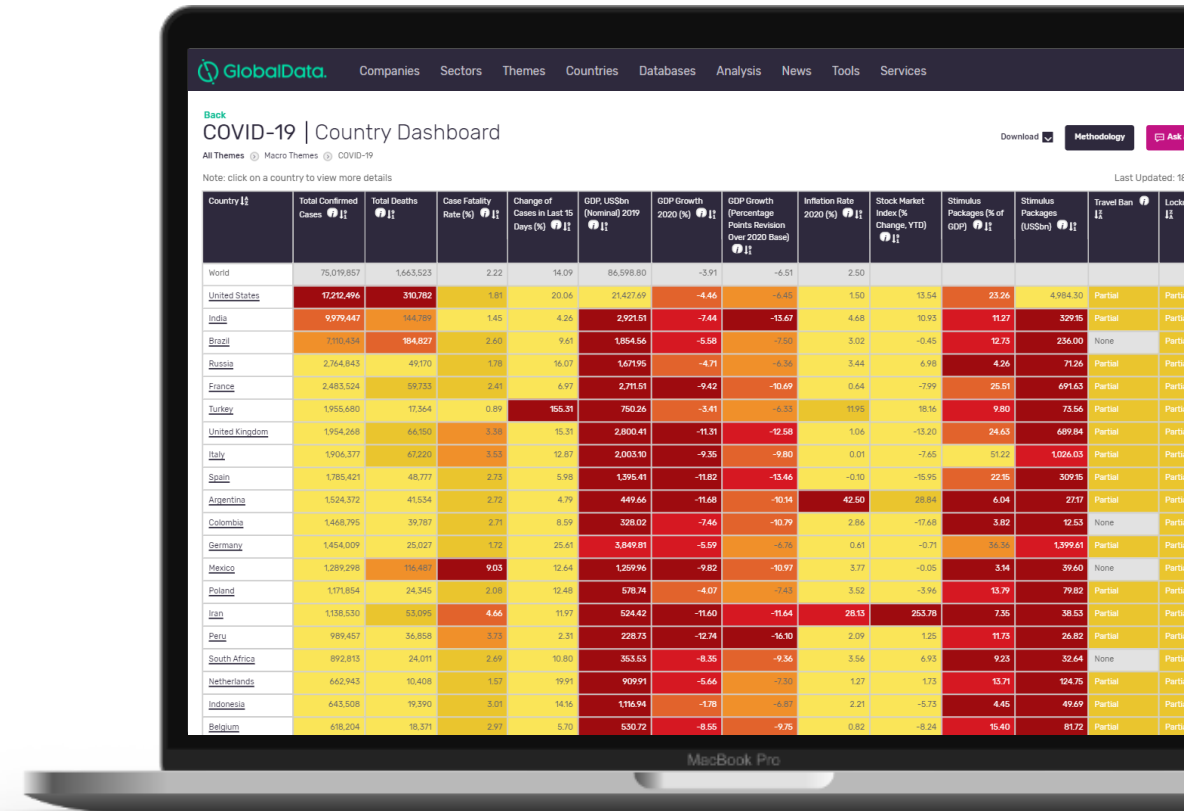


## → Value

Understand the global progress of the pandemic in more detail with daily news, research, and opinions to help you plan a winning strategy for your business. Assess the ongoing impact on countries that are most relevant to you and understand how specific markets are being shaped by the pandemic.

## → Description

Access an expansive database and leverage tools and analytics to help you understand the full impact of COVID-19 across sectors, regions and companies. A dynamic, real-time tracker, tracking key indicators for 50 countries majorly affected by COVID-19.



## + Country Comparison

Generate graphs that lets you compare the impact that the pandemic is having on different countries

## + Monitor Developments

Monitor the fast-changing developments around the pandemic and their effects on your business

## + The 'New Normal'

Understand how to position your company for the 'new normal'

# Macroeconomic Database



## → Value

Conduct comparative analysis of macroeconomic and industry drivers for over 200 countries, with access to circa 1,000 measures including macroeconomic and industry-related macro data.

## → Description

Build and back your market analysis with underlying macroeconomic fundamentals. Understand correlations between markets of interest and multiple macroeconomic indicators with over 60 years of data for key datasets. Find systemic reasons for market trends and let your clients know if they need to stay in, move from, or enter into new regions.

## + Countries

Assess over 700 macroeconomic indicators for over 200 countries

## + Sectors

View over 250 underlying macro indicators for 10 key industries

## + Dimensions

Analyze measures across economy, demographics, labor force & employment, education, environment and households & income



## → Value

Understand the socio-economic and industrial behavior driving urban growth with detailed analysis on 187 of the most prominent cities in the world.

## → Description

Over 300 indicators for each city, covering macroeconomic and sociodemographic factors that will impact your business decisions.

## + Business Environment

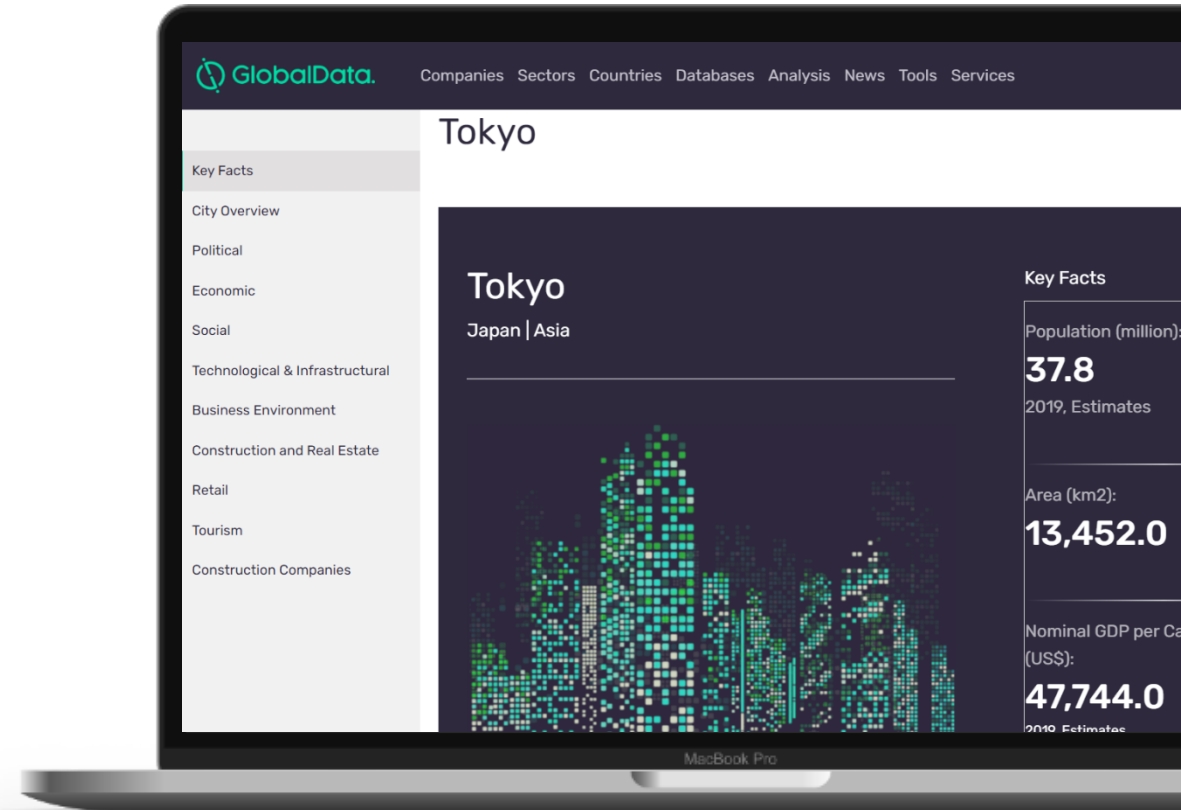
Access expert analysis enables you to gauge the business environment of major cities worldwide

## + Forecasts to 2025

And all data starting from 2000, making geographic statistical analysis more robust

## + Latest Deals

Discover the latest deals connected to the city that you're reviewing



## → Value

Compare the world's most important cities, with comprehensive socio-economic data and forecasts for more than 3,000 cities across the globe.

## → Description

The most complete database of city intelligence in the world with indicators across five categories per city: demographic, economic, employment, Household & income, and expenditure.

## + Global Overview

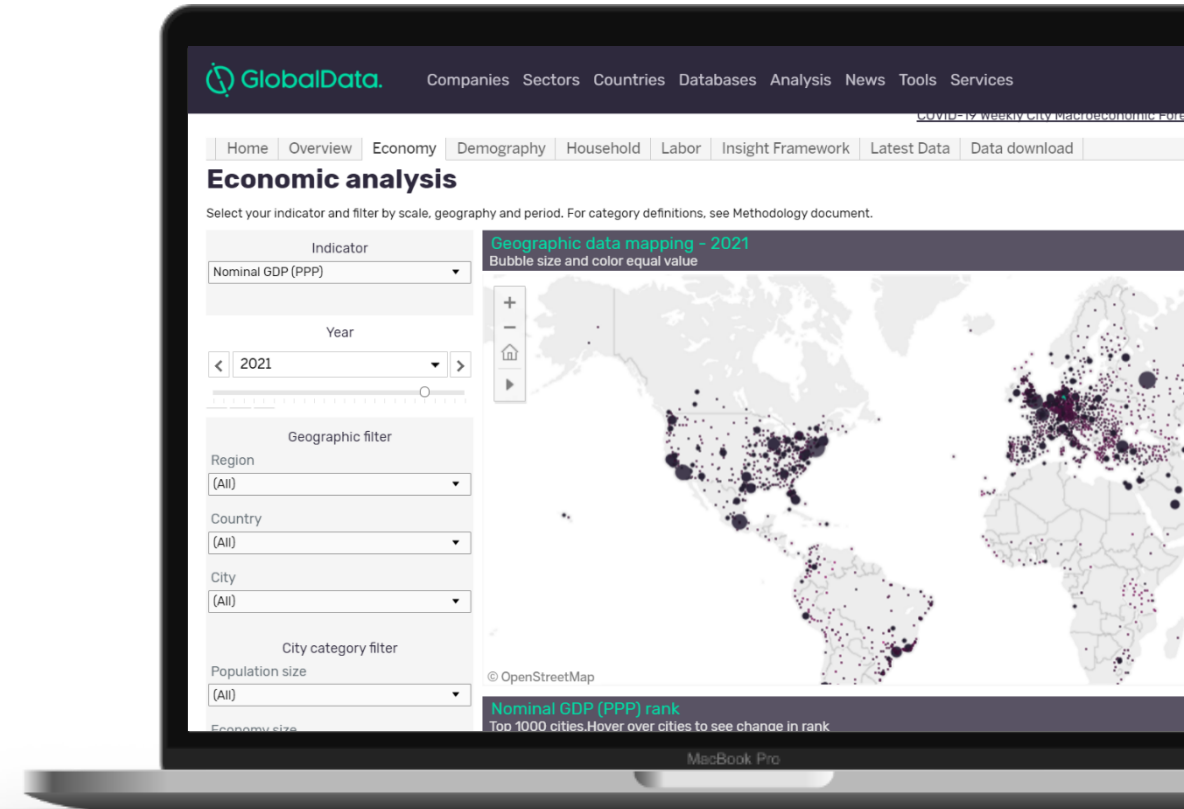
Drill down into city economic data and forecasts through an interactive world map

## + Demographic Analysis

Uncover key demographic trends and make insightful city comparisons

## + Labor Analysis

Assess current and historical employment rates and assess forecasts up to 2025





## → Value

Assess the leading brands' advertising themes and trends in order to respond to competitor messaging and position your client's brand more effectively. Benchmark your advertising campaigns against product category leaders and explore their advertising messages and claims.

## → Description

An easy to use, real-time database providing advertising intelligence for more than 2.7M adverts and content posts. Access real-time advertising intelligence from the world's leading brands for over 50 markets globally.

## + Multi-channel Advertising

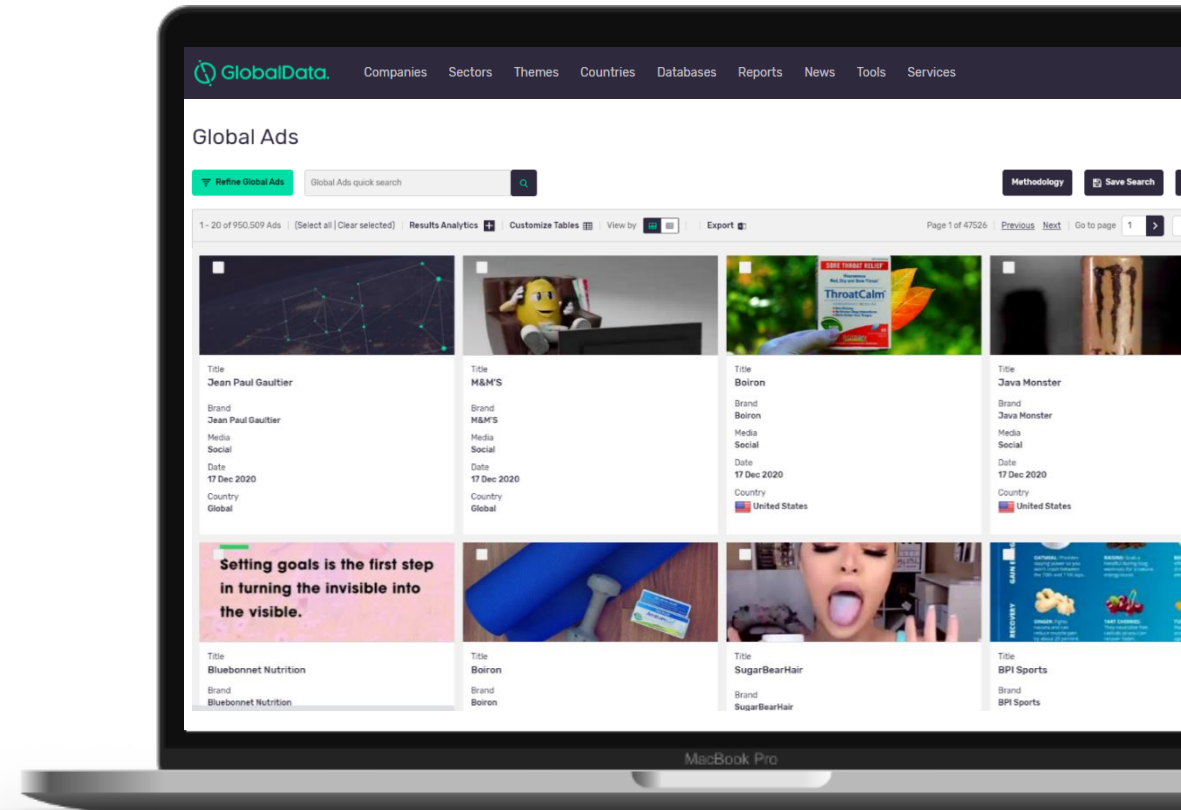
Assess paid content from TV and print media, to brand-owned communications via social media such as YouTube, Facebook and Weibo

## + Refine Searches

Filter through almost a million ads by brand, country, company, date, media type and Ad ID

## + Watch Ads

All video media ads can be watched within GlobalData Explorer



## → Value

Gauge consumer and business professionals' sentiment using a mix of sector surveys and COVID-19 polls data. Make better, more informed business decisions by leveraging current consumer and business insight.

## → Description

Access data from polls and surveys related to consumer and enterprise concerns, priorities, adoption trends and outlook for the future; complemented by relevant survey driven analysis and insights.

### + Survey Data & Analytics

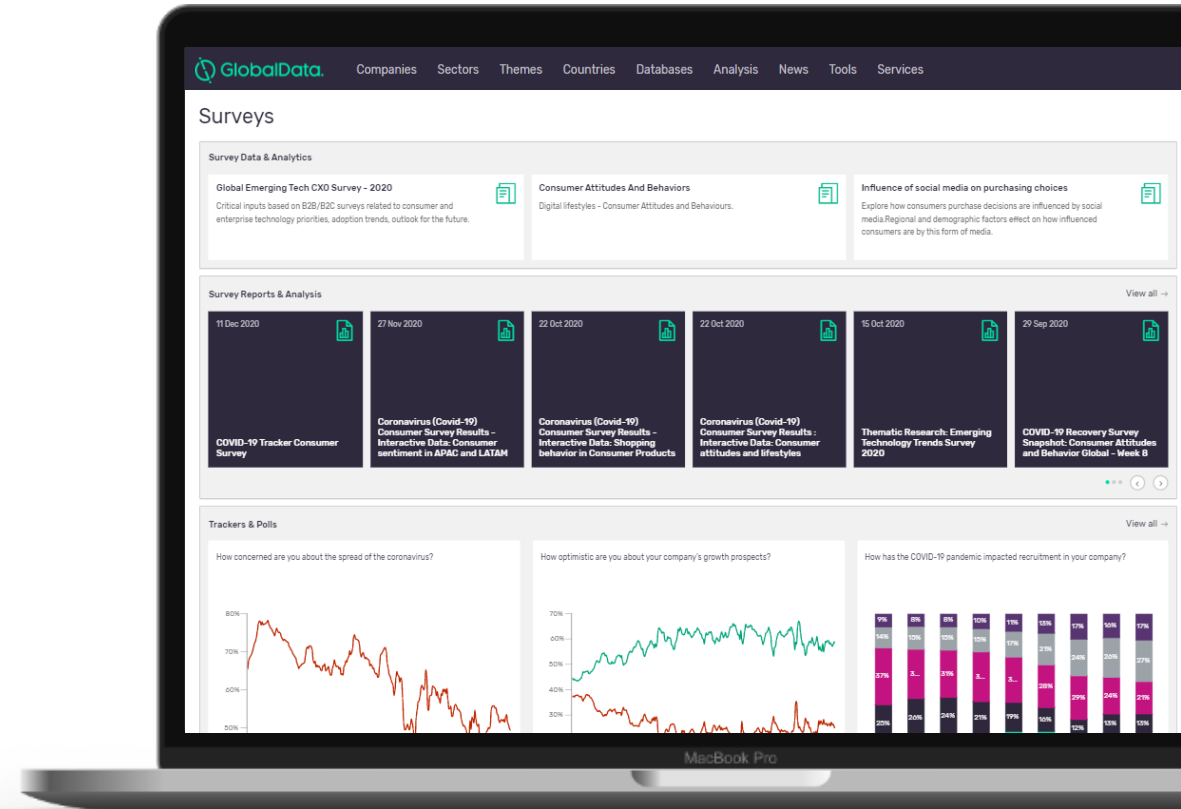
Investigate survey responses with interactive data models that allow you to filter datasets by sector, region, country, gender, age and more

### + Tech Trend Surveys

Understand how prepared industries are for the digital disruption that is coming their way

### + Trackers & Polls

Repository of live and closed polls primarily related to the COVID-19 situation



# Theme Evolution Indicator



## → Value

Track the evolution of the disruptive technologies space and monitor activity trends, along with insights into the strength of companies offering these technologies.

## → Description

Track the global evolution of the 15 most prominent emerging technologies, allowing you to identify underlying technology trends and invest in the right themes. Gain a consolidated view on the strength of the companies offering these technologies and the confidence of their investors, ensuring that you build only the most successful investment strategies.

## + Trending Themes

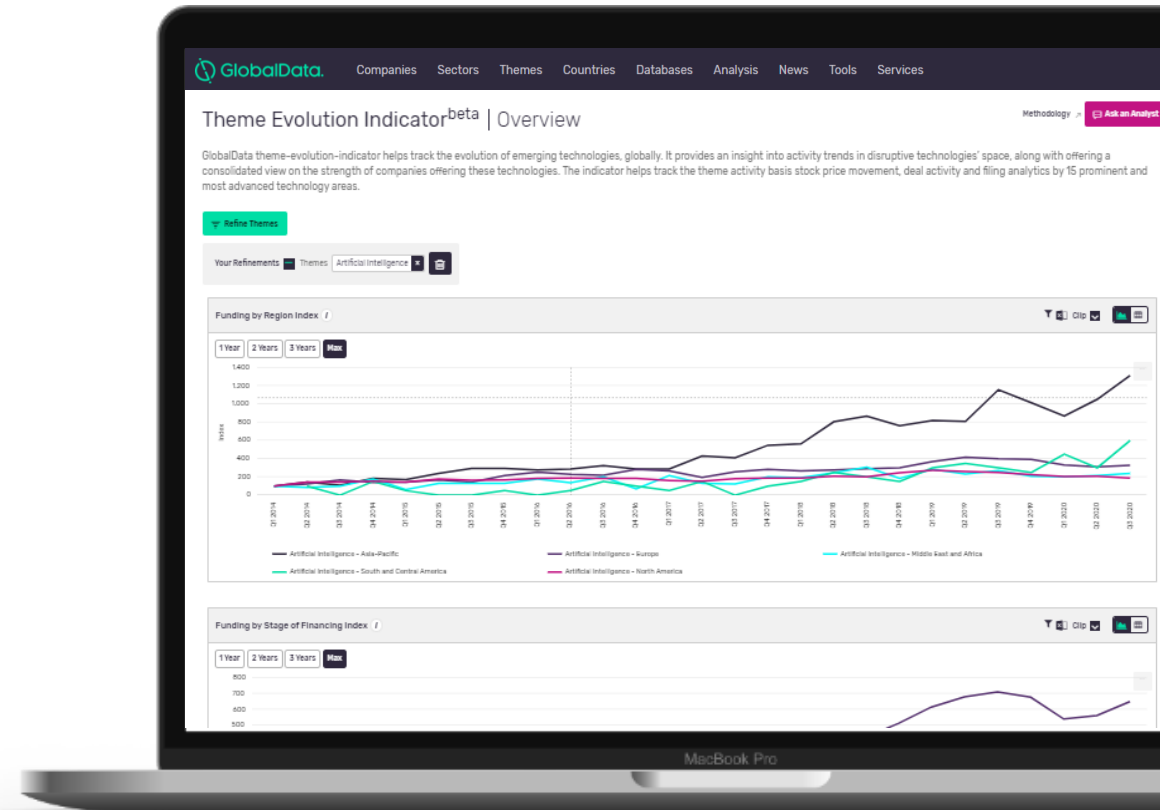
Invest in the right themes by comparing which themes are trending

## + Deal Momentum Index

Identify investment flow and trends across regions for tech themes by evaluating venture financing deals

## + Funding by Region Index

Recognize the geographies where a tech theme is in major growth versus areas of slower investment



# Sector Activity Indicators



## → Value

Gain a consolidated view of the current health of industry sectors and assess your own position versus the market. Monitor the overall health of each sector and compare up to four sectors at a time.

## → Description

Track the movement of stock prices of leading sector specific companies; the volume of job postings and financial deals; and sentiment of news releases and company filings. Our composite index allows you to incorporate any combination of these to create a single index to view the overall health of the sector.

## + News Sentiment

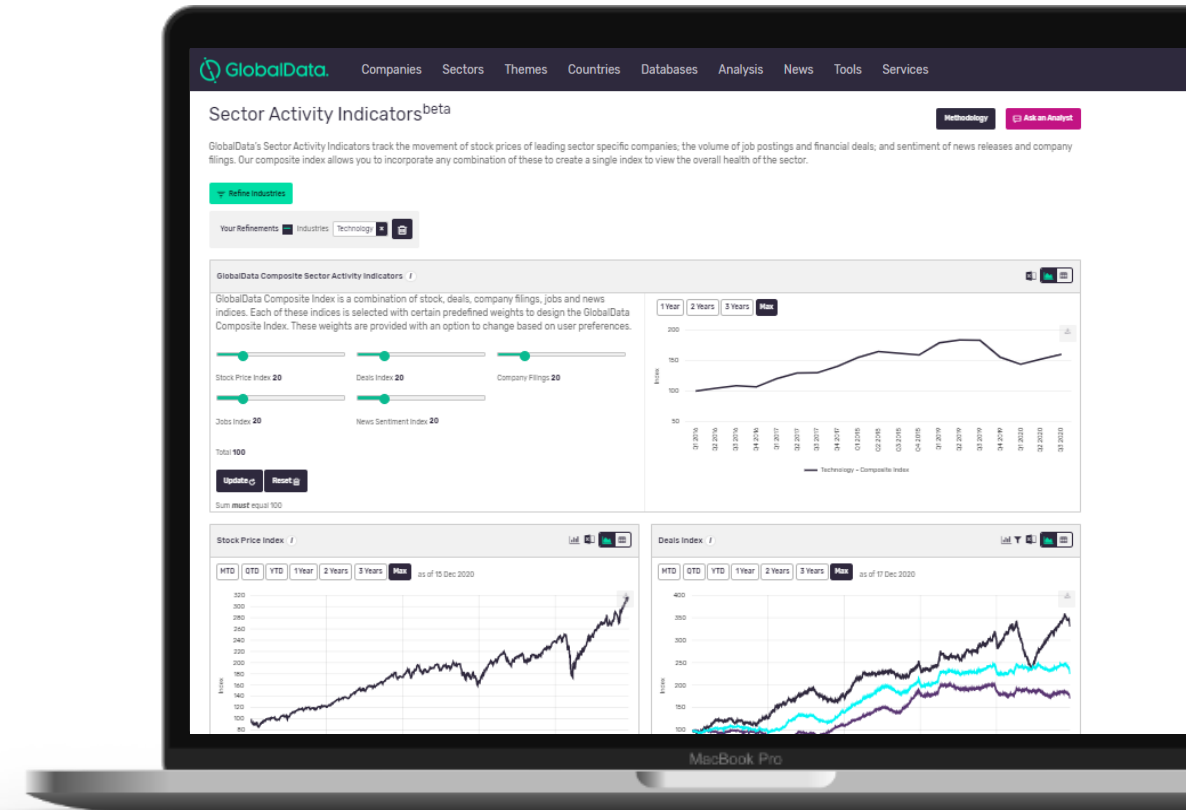
Track positive and negative sectoral sentiments based on news articles by each company

## + Company Filings Sentiment

Monitor an aggregated view of positive and negative sentiment within earnings filings and transcripts each quarter

## + Deals Index

Track the volume of financial deals by type; M&A, PE and VC, and overall



## → Value

Tracking thousands of sources on a daily basis and leveraging robust technology, Smart Money Analytics searches, identifies, analyzes and visualizes venture investments to give you a unique insight into the global Fintech market.

## → Description

Providing data and insight on venture investments, discover who the leading investors are across different regions, countries and trends. Access a comprehensive database of fintech deals, including historic data starting from 2014, to pinpoint the investment activity that interests you.

## + Geographic Coverage

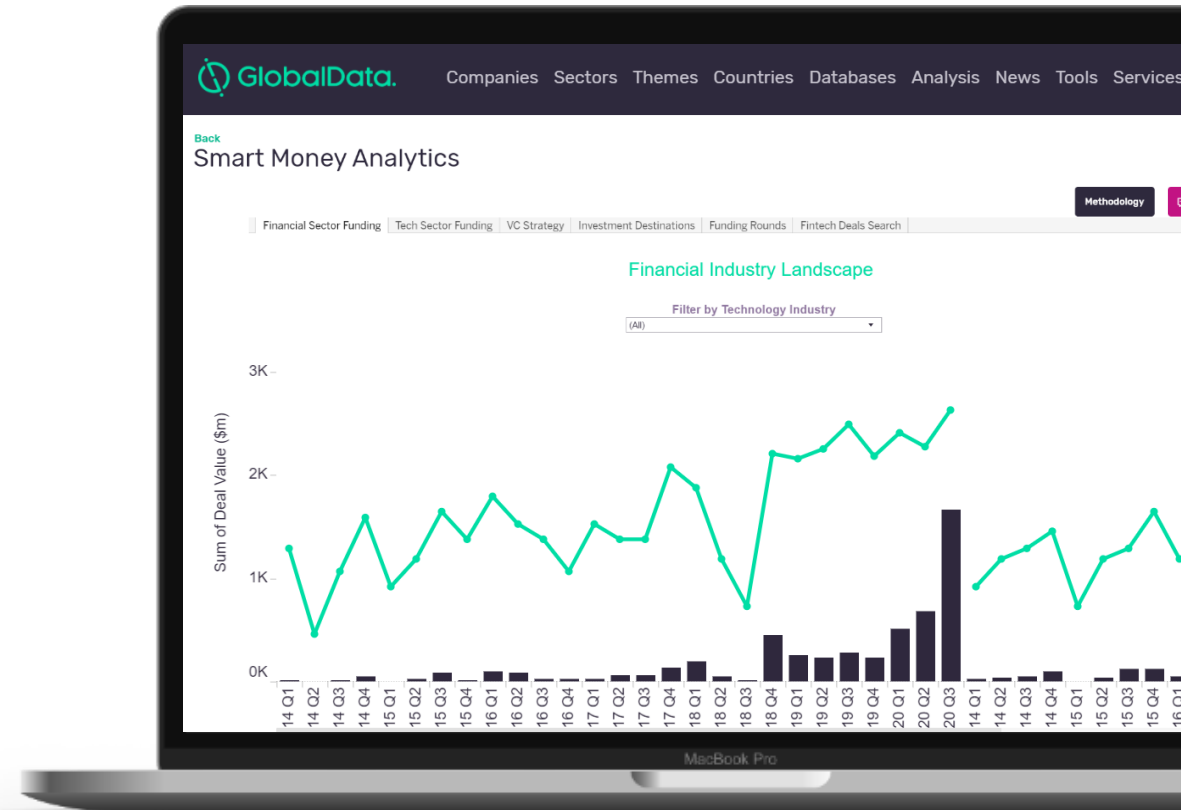
Spanning >65 major markets across all regions, see the investment activity per country, the sub-sectors receiving investment, and the VC Firms investing

## + Funding Rounds

Assess month-on-month deal volume and deal value by funding round

## + VC Strategy

Identify the investment strategy of 1,000s of Venture Capital firms operating within the fintech market



# Product Launch Analytics



## → Value

Generate product innovation ideas and identify gaps and opportunities by analysing the latest on-trend product launches from over 50 markets around the world. Monitor the most innovative launches across categories and geographies and understand which products highlight the direction of future innovation.

## → Description

Capturing the latest FMCG launches in the global retail space that stand out from the competition and have the potential to be a disruptive presence in the market. The database tracks 1,500 new innovations per month, delivering daily insights on latest in-store product innovations.

## + Product Innovation

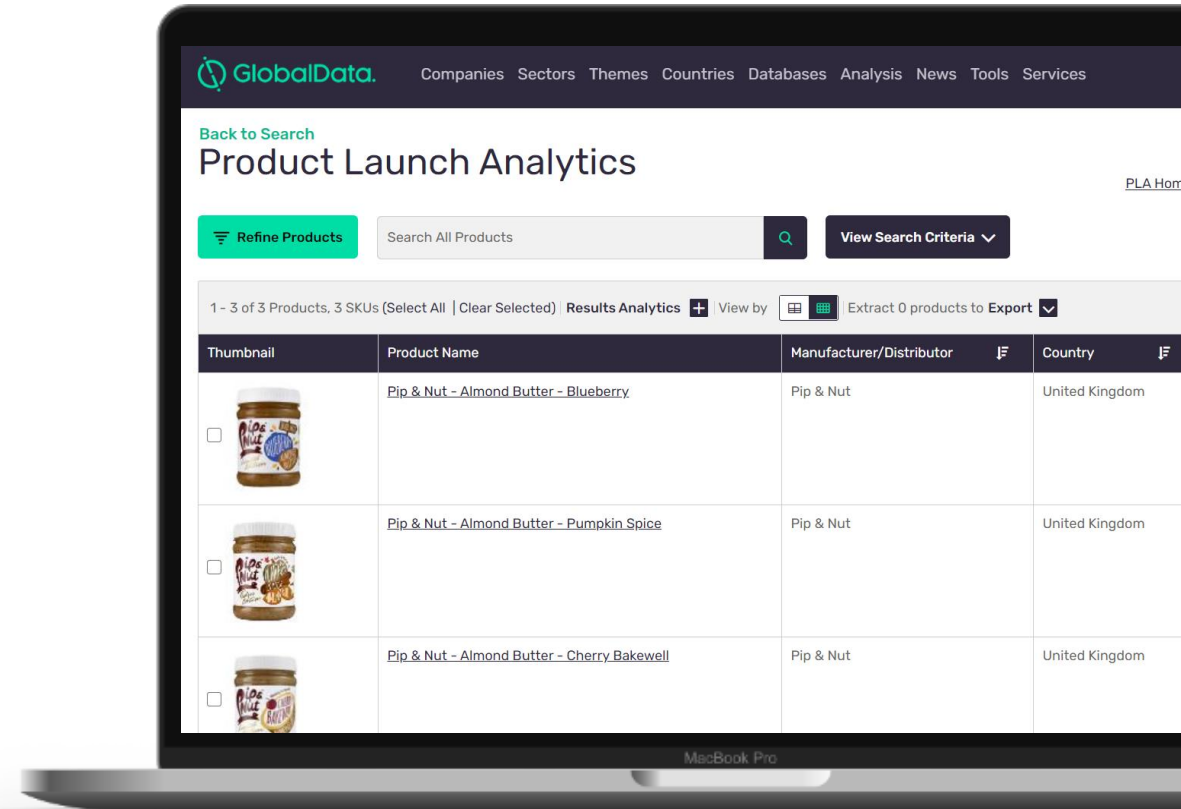
Over 20 searchable fields lets you identify the innovative product features that are being launched in your category

## + Consumer Sentiment

Access consumer surveys integrated into product reports; a powerful feature that links innovation to consumer sentiments

## + Brand Innovation

Find out which brands are most actively innovating in a given country and category





## → Value

A machine-driven global contracts and tenders intelligence database providing you with timely and informed decision making on business opportunities.

## → Description

Publishing over 1.25 million tenders and contracts per year, tracking 3,000 sources across 182 countries, the database contains over 15 million tenders and contracts, with an average weekly publication of over 22K tenders.

## + Advanced Search

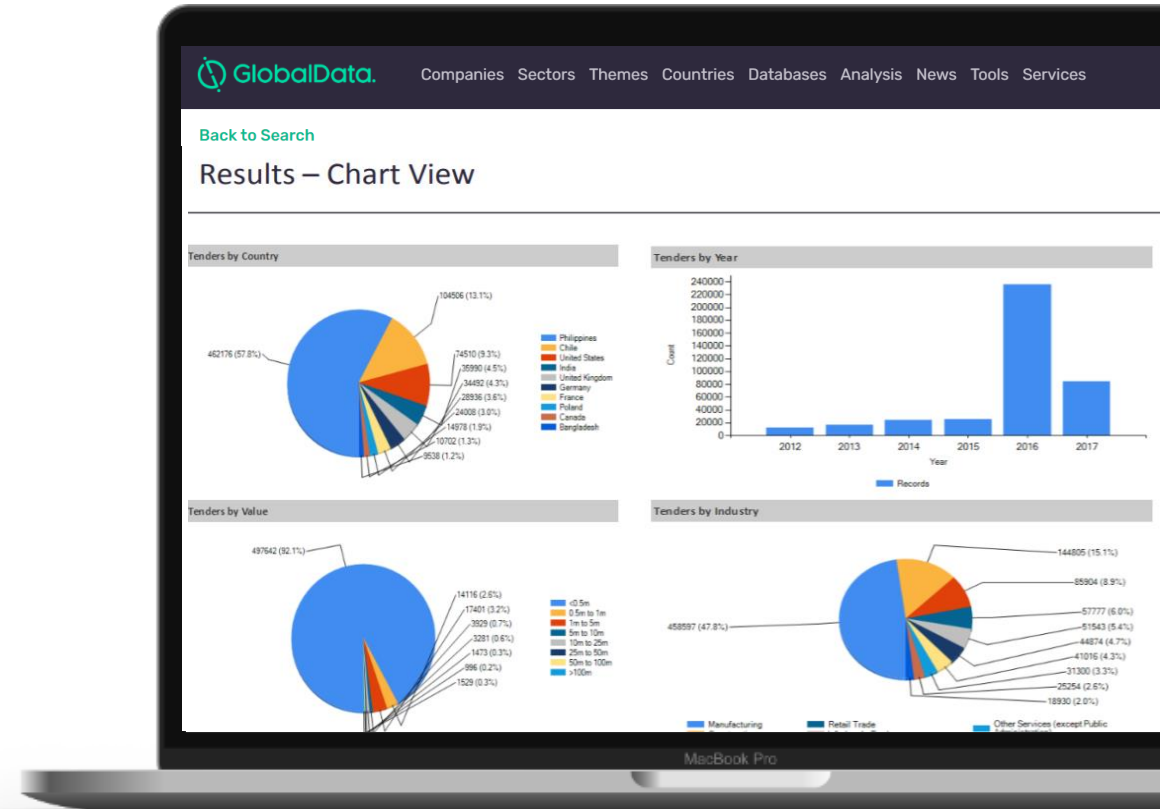
Utilize powerful search functionality to identify tenders based on industry, geography, contract value, vendor name, client name and more

## + Access Contacts

Search, through multiple parameters, a directory of over 150K contact details for executives handling procurement

## + Evaluate Bids

In the Tender View, the Evaluate Bid option lets you rate tenders on 6 parameters, giving you a Go/No Go result, according to your thresholds



# Healthcare Provider Dashboard



## → Value

Better understand global hospital networks and assess the healthcare infrastructure trends, partnership opportunities, and M&A activities taking place.

## → Description

Access the most comprehensive and up-to-date information on hospitals, physicians, and other healthcare providers for 25 countries, representing 58% of the world's population. Coverage includes; financials, contact details, type of hospital, supplier details, procurement cycles, payors affiliated with the healthcare facilities and more.

## + Track the Funds Flow

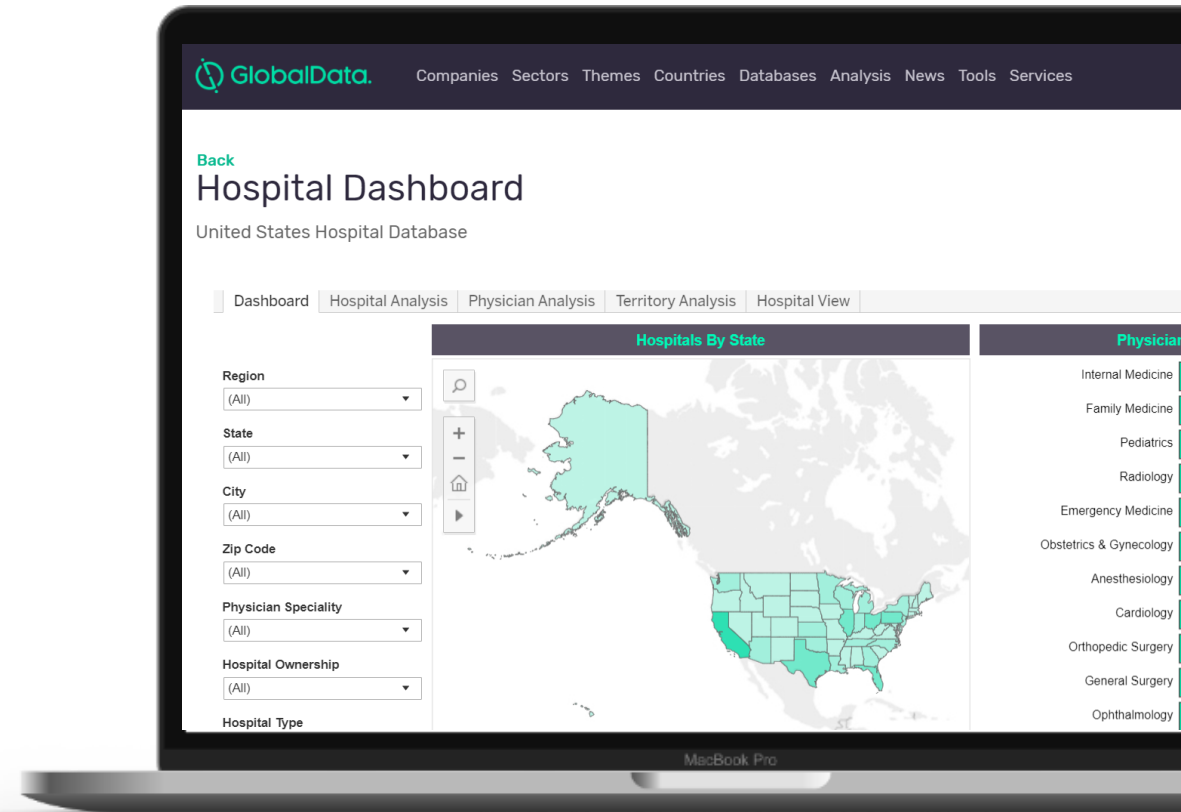
Identify the suppliers and payors of each hospital and track the funds flow

## + Understand trends

Understand the healthcare infrastructure trends taking place by country, region or hospital type

## + Hospital Ownership

Identify the owners of each hospital, and access contact information



# An invaluable resource for your academic courses

GlobalData Explorer meet the needs of multiple disciplines and departments including:

- Aerospace Engineering
- Anthropology
- Automotive Engineering
- Business Information Technology
- Business, Management, and Finance
- Construction Management
- Defense & Security
- Economics
- Energy Resources
- Entrepreneurship
- Fashion
- Foreign Affairs
- Health Studies
- Hospitality, Leisure, Travel & Tourism
- Humanities
- International Relations
- Marketing
- Mining, Oil, Gas & Petroleum Engineering
- Packaging Technology
- Pharmacology
- Politics
- Retail Management
- Sociology
- Telecoms



# Recommended Descriptive Text for Library Resource Pages



## Full descriptive text

Spanning all major industries and 120+ sub-sectors, GlobalData Explorer provides the key insights to effectively compare sectors and understand the market drivers shaping an industry.

### Industry data & analysis:

- Industry Profiles including Porter's Five Forces Analysis
- Market values, volumes, and forecasts for over **120 industry sectors** and **50 countries**

### Company data & analysis:

- Intelligence for **753k+ companies**
- **Screening capabilities** by; industry, geography, size, comprehensive parameters related to deal types and value, news category and sentiment, and hiring activity
- **Deep company coverage including;** Company Overview, Financials, SWOT, News and Deals and AI-based Alternative Datasets such as Company Filings and Job Analytics
- **Company News** and Financial Deals tracked and updated daily

### Databases & Tools:

- **Market Analyzer:** Macroeconomic and industry measures by category, channel and brand for **22 sectors/120 sub-sectors and 200+ countries**
- **Social Media Analytics** from Twitter and Reddit
- **Company Filing Analytics** across 880k filings
- **Job Analytics** across 50M+ jobs
- **Product Launch Analytics** across 1M+ launches
- **Global Ads Database** covering 2.7M+ Ads

### Research & Insights

- 4,800+ **Sector Reports** and 3,700+ **Industry Profiles**
- 8,400+ **Analyst Opinions**
- 300+ **Macroeconomic reports**, 630+ **Deal Reports**
- 250+ **Thematic Analysis insights**

# Recommended Descriptive Text for Library Resource Pages



Concise descriptive text

Explorer is a global business resource covering 120 industry sectors, 753,000+companies, 200 countries, and 3,000 cities. Includes macroeconomic, industry, company, advertising, jobs, and product launch databases. Analysis comprises company/industry/sector reports, analyst option, macroeconomic, and thematic reports.

# Recommended Tagging for Library Resource Pages



GlobalData Explorer can be tagged under the below categories:

- Company Data and Analysis
- Company Filings
- Advertising Data
- Job / Employment Data and Analysis
- Product Launch Data
- Business and Consumer Surveys
- Industry / Sector Data and Analysis
- Consumer Data
- Macroeconomic Data and Analysis
- Country Data and Analysis
- City Data and Analysis
- Financial Data
- Mergers & Acquisitions
- Value & Supply Chain Analysis
- News and Opinion
- Financial Deals
- Case Studies
- Social Media Analytics
- Thematic Analysis



# Dedicated Client Support

Our Account Managers and Customer Success teams ensure global 24/7 multi-channel support and engagement.

**Training Calls & Webinars** offer interactive, insight-led sessions

**Responsive teams** who save you time by providing proactive support

**On site support** and self-service offering instant solutions


**Product Tours** help you get to grips with new and existing features

**Notifications** keep you informed of the latest releases

**Help Center** contains support guides, recommendations and top tips

**Ask an Analyst** at any time if you need fast assistance with a query

**Regular usage reports** showing user engagement to determine ROI



# Training Resources & Queries

## Queries & Free Training

If you have any queries regarding Explorer, or wish to arrange free training please contact your Account Manager or [customersuccess@globaldata.com](mailto:customersuccess@globaldata.com).

## Academic Playbook

GlobalData's Academic Playbook guides you through relevant content for three primary personas: Students, Faculty, and Deans. (only available when logged into Explorer).

<https://explorer.globaldata.com/CustomPlayBook/Academic>

## Main Explorer User Guide

[https://explorer.globaldata.com/uploads/IC\\_PDFFiles/Methodology/ExplorerUserGuide.pdf](https://explorer.globaldata.com/uploads/IC_PDFFiles/Methodology/ExplorerUserGuide.pdf)

## Video Guides

### Introduction to Explorer

[https://www.youtube.com/watch?v=8\\_XSLAT-UkE&t=34s](https://www.youtube.com/watch?v=8_XSLAT-UkE&t=34s)

### Themes View

<https://www.youtube.com/watch?v=mlA9ck54vl4>

### Thematic Reports

[https://www.youtube.com/watch?v=RIKt64KtF\\_w](https://www.youtube.com/watch?v=RIKt64KtF_w)

## Webinars

Browse our webinar library for live & on-demand insights

<https://www.globaldata.com/webinars/>

## Instant Insights

GlobalData's expert analysts in Thematic Intelligence offer their instant insights on the latest news items

<https://www.youtube.com/channel/UC22ualyaDHN2Oa53ZrGS1pw>

## Remote Access

GlobalData supports most methods of providing remote off-campus access including Athens, Shibboleth, IP-Token, ADFS, Azure, OKTA, and EZ Proxy. For further information or assistance please contact your MarketLine Account Manager or [customersuccess@globaldata.com](mailto:customersuccess@globaldata.com).

## Usage Reporting

To request usage reporting please email your account manager or [customersuccess@globaldata.com](mailto:customersuccess@globaldata.com)

